

The Crafter chassis cab Brochure



Commercial
Vehicles

Ready for the toughest jobs.

- Robust design, technologies and driver assistance systems.
- More practical, economical, and innovative than ever before.
- Outstanding in its class.



The perfect workplace.

- Available with an ergoComfort/ergoActive suspension seat*
- A variety of storage solutions with a wide range of different ports and connections
- Available with a heated leather multi-function steering wheel*
- Available with a 230V socket (300w)*

A choice of drive systems.

- Front wheel drive delivers the highest possible load compartment
- The first van to offer an 8-speed automatic gearbox with a choice of front wheel, rear wheel and 4MOTION all-wheel drive

Value for money.

- High residual value
- Low fuel consumption
- Low maintenance costs

Superb connectivity.

- Telematics preparation including FMS 3.0 compatibility*
- Customer-specific function control unit (for special bodies and conversions)*
- Car-Net mobile online services*

Numerous driver assistance and safety systems.

- The first with City Emergency Braking and Automatic Post-Collision Braking as standard
- Electromechanical Servotronic steering as standard
- Side protection*
- Lane Keeping Assist*
- Rear Traffic Alert*
- Trailer Assist*
- Park Assist*
- LED headlights*

* Available as an option. Illustration includes options at extra charge. Please contact your local Volkswagen Commercial Vehicles Van Centre for details of the standard equipment and optional extras available.

Upgrade your Crafter Startline chassis cab with a Business Pack and save £1,025.*

* Saving against the cost of purchasing individual items.

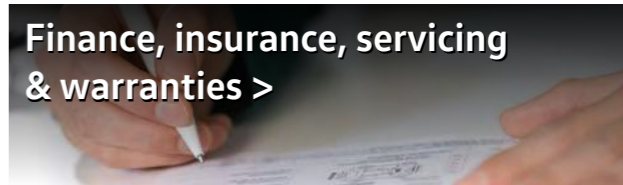

- Anti-theft alarm with interior monitoring, back-up horn and towing protection
- Climatic air conditioning system
- Overhead storage with two 1-Din slots and reading light

FOR ONLY
£1,380
+ VAT

[Find out more](#)



Contents



Crafted by you. Engineered by us.



WHATCAR?

VAN AND COMMERCIAL VEHICLE AWARDS 2022

Best Aftersales
Volkswagen Commercial Vehicles

WHATCAR?

VAN AND COMMERCIAL VEHICLE AWARDS 2022

Best to Drive
Volkswagen Crafter

More practical, economical and innovative than ever before. The Crafter chassis cab is a commercial vehicle like no other. Designed by our customers for our customers. Built from the ground up, using 100% Volkswagen DNA as a cost-effective, transport-oriented solution to meet the demands of a diverse range of businesses. The Crafter chassis cab represents state-of-the-art manufacturing, with the sole aim of making it the best commercial vehicle in its class.

Illustration includes options at extra charge. Please contact your local Volkswagen Commercial Vehicles Van Centre for details of the standard equipment and optional extras available.

Exterior	Interior	Drive systems	Assistance systems	Crafter chassis cab	Completed chassis cabs	Crafter Bodies & Conversions	Flatframe chassis cab	Business Pack	Equipment	Paint & upholstery	Infotainment & connectivity	Technical information	Price list	Accessories	Finance options	Finance, insurance, servicing & warranties
----------	----------	---------------	--------------------	---------------------	------------------------	------------------------------	-----------------------	---------------	-----------	--------------------	-----------------------------	-----------------------	------------	-------------	-----------------	--

The perfect workplace.

Delivering storage, comfort and technology.



Storage and carrying compartments.

- A Practical open storage compartments, consisting of three separate spaces
- B Multiple sturdy cup holders
- C Largest glovebox in its class
- D Lower dashboard tray with space for longer items
- E Storage in the doors for 1.5 litre bottles, folders and much more. Optional above-cab storage.

Ports and connections.

- F Standard USB port for charging mobile devices
- G Standard Bluetooth® connection for mobile phones in conjunction with all radio and navigation devices
- H Multiple 12V sockets. Optional 230V socket for charging tool batteries and laptops (not shown)

Comfort.

- I Optional heated leather multi-function steering wheel
- J Narrow 'A' pillars for improved all-round vision

Illustration includes options at extra charge. Please contact your local Volkswagen Commercial Vehicles Van Centre for details of the standard equipment and optional extras available.

Exterior	Interior	Drive systems	Assistance systems	Crafter chassis cab	Completed chassis cabs	Crafter Bodies & Conversions	Flatframe chassis cab	Business Pack	Equipment	Paint & upholstery	Infotainment & connectivity	Technical information	Price list	Accessories	Finance options	Finance, insurance, servicing & warranties
----------	-----------------	---------------	--------------------	---------------------	------------------------	------------------------------	-----------------------	---------------	-----------	--------------------	-----------------------------	-----------------------	------------	-------------	-----------------	--



The ergoComfort suspension seat.

- A Suspension seat with weight adjustment
- B Longitudinal seat adjustment
- C Seat height adjustment
- D Seat depth adjustment
- E Seat tilt adjustment
- F Backrest adjustment
- G Electric 4-way lumbar support
- H Headrest adjustment
- I Armrest adjustment

The ergoActive suspension seat.

- J Seat massage function*

* This feature is in addition to the standard features of the ergoComfort seat.

The ergoComfort suspension seats.

Adjustable for a more comfortable driving position.

The optional ergoComfort and ergoActive suspension seats with 20-way adjustment are designed to deliver optimum comfort through the reduction of road-related jolts. The combination of electric and manual adjustment allows the driver to select their preferred seating position. In addition, should you desire, the massage function is also available for the ergoActive suspension seat only.



Two optional large storage compartments in the roof shelf.

A wide range of drive systems.

The Crafter chassis cab – available with an 8-speed automatic gearbox and a choice of three different drive systems.

The 8-speed automatic transmission is the only one in its class that can be combined with three different drive systems. It has been specially calibrated for the Crafter chassis cab's specific driving characteristics, enabling both comfortable and consumption-optimised handling.

Front wheel drive.



100mm lower load sill and entry height.
Highest load height in class.
Highest payload in the range.




Transversely-mounted front engine.

Rear wheel drive.



High towing capacity up to 3.5t.
Gross train weight of up to 8.0t.
Better traction with heavy loads.



Longitudinally-mounted front engine.

4MOTION all-wheel drive.



Dependable traction and control.
Improved directional stability.



Transversely-mounted front engine.

102PS engine	6-speed manual gearbox
122PS engine	-
140PS engine	6-speed manual gearbox or 8-speed automatic gearbox
177PS engine	6-speed manual gearbox or 8-speed automatic gearbox

102PS engine	-
122PS engine	6-speed manual gearbox (only available in combination with twin tyres)
140PS engine	6-speed manual gearbox (only available in combination with single tyres or dual tyres on CR50 models)
177PS engine	6-speed manual gearbox or 8-speed automatic gearbox

102PS engine	-
122PS engine	-
140PS engine	6-speed manual gearbox
177PS engine	-

Illustrations may include options at extra charge. Please contact your local Volkswagen Commercial Vehicles Van Centre for details of the standard equipment and optional extras available.

State-of-the-art driver assistance and safety systems.



Watch video >




Front Assist with City Emergency Braking System.

Front Assist with City Emergency Braking System. Standard across the Crafter chassis cab range, this detects critical distances, warns of hazardous situations and when necessary, triggers emergency braking.

Illustrations may include options at extra charge. Please contact your local Volkswagen Commercial Vehicles Van Centre for details of the standard equipment and optional extras available.

Assistance systems to help keep you one step ahead.



(MCB) Automatic Post-Collision Braking System.
Fitted as standard, the Automatic Post-Collision Braking System triggers braking after a collision, with the aim of preventing secondary collisions.


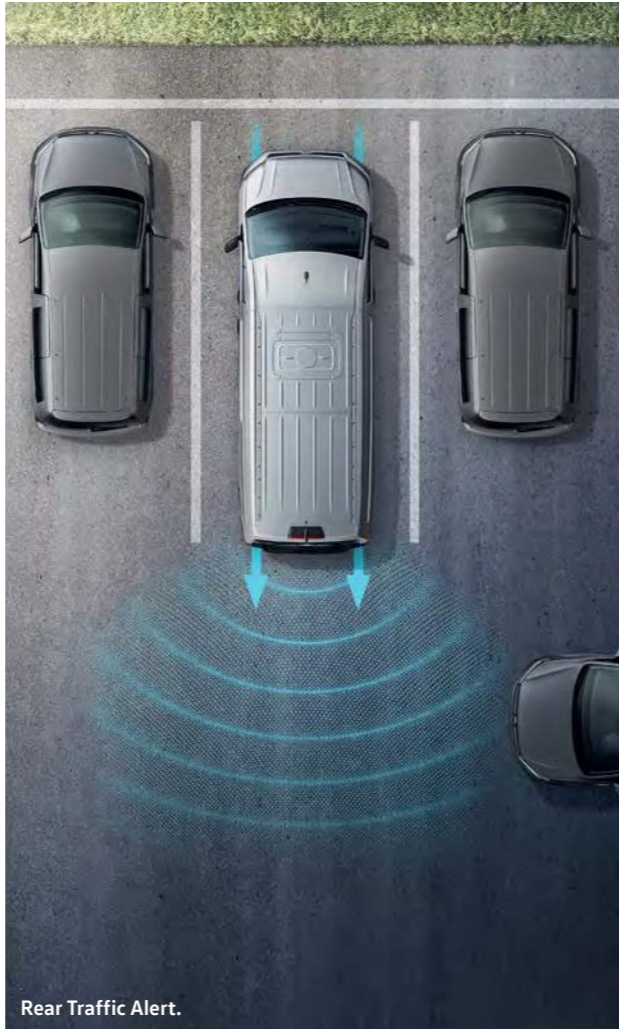
P Side protection.
Available as an option, Side protection monitors the vehicle's sides and alerts you with visual and audible warnings if you're getting too close to other vehicles, pillars, walls or pedestrians.

P Trailer Assist.
Available as an option, Trailer Assist automatically manoeuvres the vehicle, if fitted with a trailer, during parallel and reverse parking.

Adaptive Cruise Control (ACC).
Available as an option, ACC uses a front radar to measure the distance (up to 120 metres) and speed relative to vehicles driving ahead. It automatically regulates the pre-set distance. ACC also includes the Front Assist with City Emergency Braking System. This detects critical distances, warns of hazardous situations and when necessary, a speeds of up to 18mph triggers emergency braking.

Illustrations may include options at extra charge. Please contact your local Volkswagen Commercial Vehicles Van Centre for details of the standard equipment and optional extras available.

Exterior	Interior	Drive systems	Assistance systems	Crafter chassis cab	Completed chassis cabs	Crafter Bodies & Conversions	Flatframe chassis cab	Business Pack	Equipment	Paint & upholstery	Infotainment & connectivity	Technical information	Price list	Accessories	Finance options	Finance, insurance, servicing & warranties
----------	----------	---------------	--------------------	---------------------	------------------------	------------------------------	-----------------------	---------------	-----------	--------------------	-----------------------------	-----------------------	------------	-------------	-----------------	--



Lane Keeping Assist.¹
 Available as an option, Lane Keeping Assist countersteers the vehicle if the driver unintentionally drifts from a lane. The system also emits audible and visual warnings via the multi-function display to alert the driver of danger.

Rear Traffic Alert.
 Available as an option, Rear Traffic Alert helps by emitting an audible warning when reversing out of a parking space if another vehicle is getting too close. If the driver fails to respond, the system intervenes and applies braking to help avoid a collision.

Park Assist.
 This useful option aids positioning into parking spaces. When reverse is engaged, the vehicle assumes control of the steering. All that's required of the driver is operate the clutch, accelerator and brake pedals, whilst keeping a good lookout.

Light Assist high-beam assistant.
 Automatically dips the headlights when it detects oncoming vehicles, or vehicles travelling ahead, to prevent other drivers from becoming dazzled. The system automatically switches on the high-beam headlights when the vehicle is travelling above 37mph in darkness.

¹ Within the system's thresholds. Illustrations may include options at extra charge. Please contact your local Volkswagen Commercial Vehicles Van Centre for details of the standard equipment and optional extras available.

Exterior	Interior	Drive systems	Assistance systems	Crafter chassis cab	Completed chassis cabs	Crafter Bodies & Conversions	Flatframe chassis cab	Business Pack	Equipment	Paint & upholstery	Infotainment & connectivity	Technical information	Price list	Accessories	Finance options	Finance, insurance, servicing & warranties
----------	----------	---------------	--------------------	---------------------	------------------------	------------------------------	-----------------------	---------------	-----------	--------------------	-----------------------------	-----------------------	------------	-------------	-----------------	--



Electromechanical Servotronic steering.

Fitted as standard, Electromechanical Servotronic steering provides a speed-sensitive operation with active return. This improves the steering feel around the mid-point, providing improved levels of steering precision.



Electronic Stabilisation Programme (ESP).

Fitted as standard, ESP is designed to prevent the vehicle from swerving in critical driving conditions by controlled and targeted intervention in the brakes and engine management system. This helps to maximise directional stability.



Rear-view camera.¹

Simplifies parking by showing a limited view of the area behind the vehicle on the display of the radio or navigation system. Additional guidelines help the driver manoeuvre into the space.



Cruise control.

At 18mph and above, the system maintains your chosen preset speed through uphill and downhill inclines. Available as an option.



Tyre pressure monitoring system.¹

Displays the current pressure for every tyre and warns of deviations from the set pressure.



Driver Alert System.¹

Uses visual and audible warning signals to recommend that the driver takes a break as soon as it registers driving behaviour that indicates tiredness. Standard on all models.



Road Sign Display.²

Detects road signs and informs the driver about the current traffic situation.



Fog lights with cornering function.

Ensures optimum visibility in poor weather conditions. The fog light on the inside of the curve illuminates the roadside when turning.



Hill Descent Assist.³

Allows you to descend slopes in a safe, controlled way by regulating the engine speed and applying the brakes as necessary.



Hill Start Assist.

This prevents the vehicle from rolling back on inclines, making it easier to start off on uphill slopes. Standard on all models.



Lane Change Assist – Side Scan.¹

Side Scan displays a warning signal on the exterior mirror as soon as one of its sensors detects a vehicle in a blind spot during a lane change.



Anti-lock braking system (ABS).¹

Prevents wheels from locking up and, thus, maintains manoeuvrability. Standard on all models.



Traction control system (ASR).

Prevents wheelspin on poor or unstable surfaces.



Electronic differential lock (EDL).

Distributes the engine torque to the tyres with the greatest traction.



Driver's airbag.

Provides the best possible protection in the event of a frontal impact as a standard feature. A side-head airbag is also available as an option.



Seat belt warning.

If their seat belt is not fastened, the seat belt warning reminds the driver to fasten it with a visual warning when the engine is started, and an audible warning after setting off. Standard on all models.

¹ Within the system's thresholds. ² Only available in conjunction with the Discover Media navigation system. ³ Only in conjunction with 4MOTION all-wheel drive. Illustration includes options at extra charge. Please contact your local Volkswagen Commercial Vehicles Van Centre for details of the standard equipment and optional extras available.

Exterior	Interior	Drive systems	Assistance systems	Crafter chassis cab	Completed chassis cabs	Crafter Bodies & Conversions	Flatframe chassis cab	Business Pack	Equipment	Paint & upholstery	Infotainment & connectivity	Technical information	Price list	Accessories	Finance options	Finance, insurance, servicing & warranties
----------	----------	---------------	---------------------------	---------------------	------------------------	------------------------------	-----------------------	---------------	-----------	--------------------	-----------------------------	-----------------------	------------	-------------	-----------------	--

Starting from
£32,020 †

Please click here for more details.

The Crafter chassis cab

The Crafter single and double cab form the perfect base for a wide range of specialist applications and conversions. With a sturdy ladder frame chassis at the heart of both models, as well as numerous task-specific factory options and extensive wheelbase, payload and engine combinations, the Crafter enables virtually any kind of body to be mounted. When it comes to moving your crew, the Crafter excels here too. While the chassis cab seats up to three, including the driver, the double cab seats seven, with all seats featuring 3-point seatbelts and adjustable head restraints as standard. Choose any Crafter single or double cab and you'll be building on a firm foundation.



Model shown features double cab. Please note: body shown may not necessarily reflect current UK specification.

Volkswagen Commercial Vehicles may change RRP's at any time (this includes where there are government changes in regulation and/or legislation). There may be a delay to any RRP displaying correctly on our materials. Always obtain prices from your chosen authorised Van Centre.

† Basic RRP excluding VAT.

Exterior	Interior	Drive systems	Assistance systems	Crafter chassis cab	Completed chassis cabs	Crafter Bodies & Conversions	Flatframe chassis cab	Business Pack	Equipment	Paint & upholstery	Infotainment & connectivity	Technical information	Price list	Accessories	Finance options	Finance, insurance, servicing & warranties
----------	----------	---------------	--------------------	----------------------------	------------------------	------------------------------	-----------------------	---------------	-----------	--------------------	-----------------------------	-----------------------	------------	-------------	-----------------	--

Please refer to model variants section for an overview of the Crafter chassis cab model variants.



1 Only available in conjunction with single cab CR50 5.0T GVW.

Exterior	Interior	Drive systems	Assistance systems	Crafter chassis cab	Completed chassis cabs	Crafter Bodies & Conversions	Flatframe chassis cab	Business Pack	Equipment	Paint & upholstery	Infotainment & connectivity	Technical information	Price list	Accessories	Finance options	Finance, insurance, servicing & warranties
----------	----------	---------------	--------------------	----------------------------	------------------------	------------------------------	-----------------------	---------------	-----------	--------------------	-----------------------------	-----------------------	------------	-------------	-----------------	--

The Crafter Dropside



Starting from **£37,845†**

Please click here for more details.

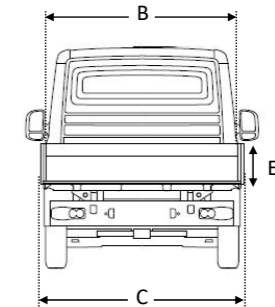
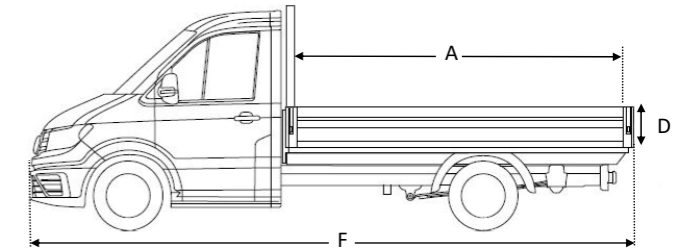
Whatever you're building on site, we believe in building partnerships. Working with conversion specialists Ingimex, we've designed a versatile Dropside that's built for the job and the journey.

- Whole body designed to latest European design standards
- Readily modified for the addition of fall arrest rails, tail lift etc.
- 3-year warranty

Additional features

- One piece, 15mm thick phenolic resin coated birch non-slip deck
- Recessed, load down lashing rings, tested to 800kg
- Three-level load lashing assembly
- Bolted assembly with a 400kg gantry capacity
- Seamless aluminium boards, perfect for livery
- Boards and lock assemblies, tested to a burst load of 1.7t
- Removable, powder coated rear corner pillars extend above board height to form lateral stops
- Wire rope supports retain tailboard horizontally and prevent rear lamp obstruction

Illustrations may include options at extra charge. Please contact your local Volkswagen Commercial Vehicles Van Centre for details of the standard equipment and optional extras available.



Single cab	MWB	LWB
Front wheel drive	wheelbase	wheelbase
A. Internal length	3,450mm	4,300mm
B. Internal width	2,026mm	2,026mm
C. External width	2,087mm	2,087mm
D. Sideboard height	400mm	400mm
E. Tailboard height	400mm	400mm
F. Overall length	6,218mm	7,068mm

Double cab	LWB
Front wheel drive	wheelbase
A. Internal length	3,501mm
B. Internal width	2,026mm
C. External width	2,087mm
D. Sideboard height	400mm
E. Tailboard height	400mm
F. Overall length	7,068mm

Volkswagen Commercial Vehicles may change RRP's at any time (this includes where there are government changes in regulation and/or legislation). There may be a delay to any RRP displaying correctly on our materials. Always obtain prices from your chosen authorised Van Centre.

† Basic RRP excluding VAT.

The Crafter Tipper



Starting from **£40,075†**

Please click here for more details.

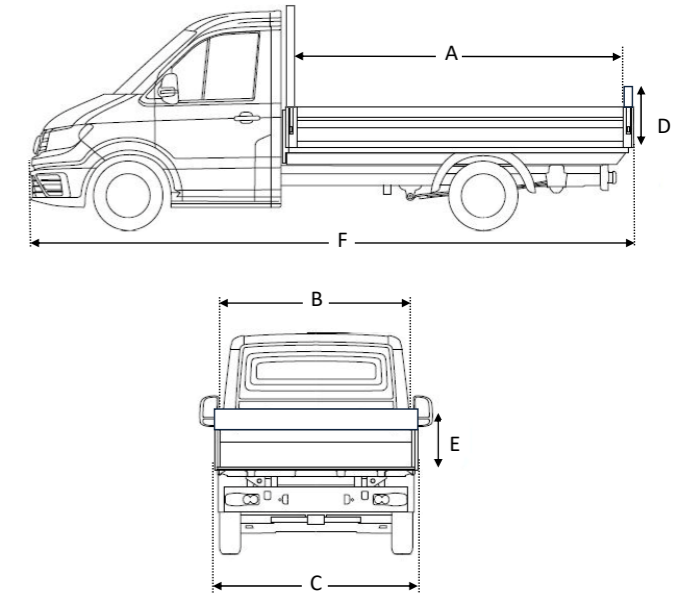
We know you only team up with the best. We do too, so we turned to conversion specialists Ingimex to design our new Crafter Tipper. Tough, safe and versatile, it's as hard-working as you are.

- Whole body designed to latest European design standards
- Tipper control via wander lead
- 3-year warranty

Additional features

- High strength steel platform with retractable load lashing rings
- Front bulkhead ladder rack with 400kg loading capacity
- Direct acting 5 stage under floor ram
- High visibility manual tail board with tip-over and tip-through function finished in yellow and reflective red markings
- Maintenance free pivot bearings
- 6 internal load lashing points on deck (DIN 75410-1 compliant)

Illustrations may include options at extra charge. Please contact your local Volkswagen Commercial Vehicles Van Centre for details of the standard equipment and optional extras available.



Single cab – MWB wheelbase.

Front or Rear wheel drive

A. Internal length	3,350mm
B. Internal width	2,026mm
C. External width	2,087mm
D. Sideboard height	400mm
E. Tailboard height	600mm
F. Overall length	6,215mm

Double cab – LWB wheelbase.

Front or Rear wheel drive

A. Internal length	3,350mm
B. Internal width	2,026mm
C. External width	2,087mm
D. Sideboard height	400mm
E. Tailboard height	600mm
F. Overall length	6,925mm

Volkswagen Commercial Vehicles may change RRP's at any time (this includes where there are government changes in regulation and/or legislation). There may be a delay to any RRP displaying correctly on our materials. Always obtain prices from your chosen authorised Van Centre.

† Basic RRP excluding VAT.

The Crafter Luton



Starting from **£42,840†**

[Please click here for more details.](#)

Whatever you need to move, you need a vehicle you can trust. That's why we partner with conversion specialists Ingimex to bring you a Luton van that's both tough and versatile, built on the multi award winning Volkswagen Crafter.

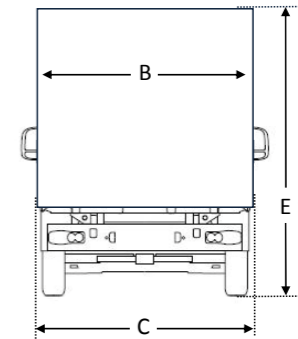
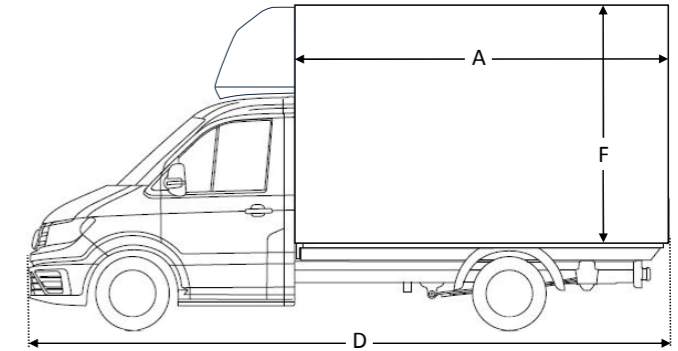
- Whole body designed to latest European design standards
- Available with optional tail lift
- 3-year warranty

Additional features

- Light weight sides and bulkhead with no visible fixings, clear for liveried finish
- Bolted rear frame, dip painted and powder coated to resist corrosion
- Unique Ingimex four-tier load restraint system for deck lashing, standard load lock lashing or for use with optional Ingimex telescopic load poles
- High-strength Ingimex shutter with no external cables and smooth finish suitable for livery
- Reinforced bottom plank to protect against movement of unsecured loads
- Rear footstep fitted as standard
- Full height grab handle with integrated, 360° rotating spot lamp
- Includes chassis package (uprated suspension, reinforced stabilizers and heavy front axle) for optimised vehicle handling

Palfinger V500LQ Tail lift

- 500 kg lifting capacity
- Column type lift with aluminium load platform of 913mm depth + additional 188mm trailing edge
- Dual controls; internal to body and external
- Volkswagen warranted for 3 years in line with the overall conversion



Single cab - LWB wheelbase.

Front wheel drive

A. Internal length	4,119mm
B. Internal width	1,951mm
C. External width	2,100mm
D. Overall length	7,215mm
E. Overall height	3,200mm
F. Internal load height	2,120mm

Illustrations may include options at extra charge. Please contact your local Volkswagen Commercial Vehicles Van Centre for details of the standard equipment and optional extras available.

Volkswagen Commercial Vehicles may change RRP's at any time (this includes where there are government changes in regulation and/or legislation). There may be a delay to any RRP displaying correctly on our materials. Always obtain prices from your chosen authorised Van Centre. † Basic RRP excluding VAT.

The Crafter chassis cab. Engineered for you.

The Crafter chassis cab is the perfect basis for heavy bodies thanks to its robust lightweight design. You can find example bodies here, on the following pages and also at www.volkswagen-vans.co.uk/conversions



Tipper.



Crane tipper.



Dropside



Box van.



Recovery vehicle.



Refrigerated box van.



Lifting platform.



Illustrations may include options at extra charge. Please contact your local Volkswagen Commercial Vehicles Van Centre for details of the standard equipment and optional extras available.

Exterior	Interior	Drive systems	Assistance systems	Crafter chassis cab	Completed chassis cabs	Crafter Bodies & Conversions	Flatframe chassis cab	Business Pack	Equipment	Paint & upholstery	Infotainment & connectivity	Technical information	Price list	Accessories	Finance options	Finance, insurance, servicing & warranties
----------	----------	---------------	--------------------	---------------------	------------------------	---	-----------------------	---------------	-----------	--------------------	-----------------------------	-----------------------	------------	-------------	-----------------	--

The Crafter Flatframe chassis

Starting from **£33,625†**

Please click here for more details.

The Volkswagen Crafter Flatframe chassis is a specialist version of the Crafter chassis cab with a frame which is 190 mm lower than a standard Crafter chassis. The low floor makes it ideal for conversion into Luton and Coachbuilt motorhome applications.

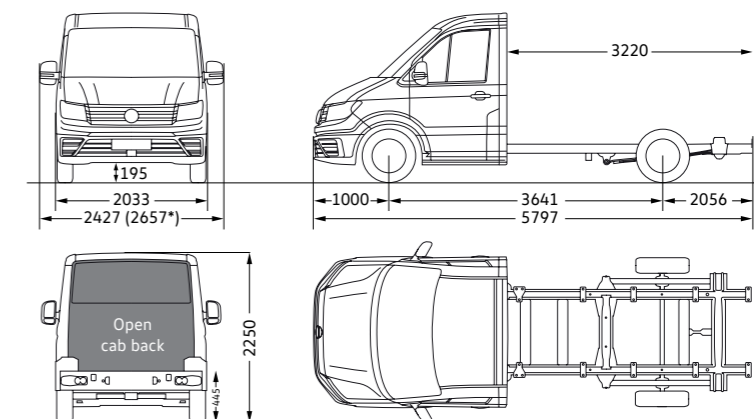
There are two main variants, the MWB and the LWB. Both versions are supplied with an open back cab ready for conversion and options including without a cab roof.

- Dual passenger seat is standard equipment and can be optionally changed to single or single swivel seats as required

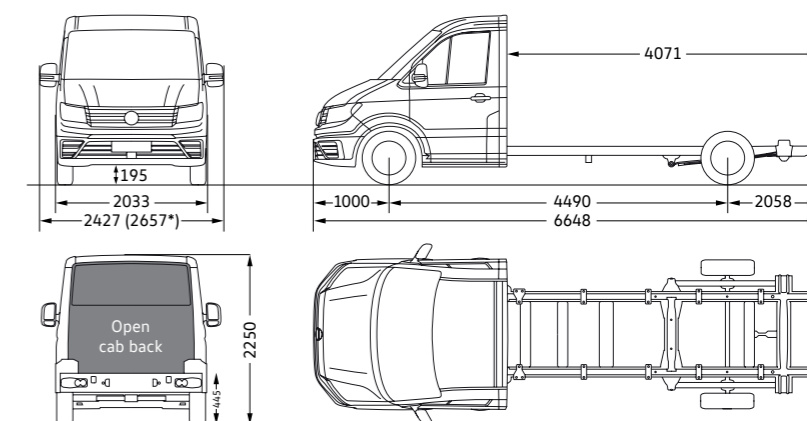
Illustrations may include options at extra charge. Please contact your local Volkswagen Commercial Vehicles Van Centre for details of the standard equipment and optional extras available.



MWB



LWB



* This value applies for the optional bow-mounted door mirror extensions.

Flatframe chassis – Single cab	MWB	LWB
Front wheel drive	wheelbase	wheelbase
External width	2,427mm	2,427mm
Overall length	5,797mm	6,648mm
Overall height	2,250mm	2,250mm
Wheelbase	3,641mm	4,490mm
Turning circle (wall to wall)	13.6m	16.2m

Volkswagen Commercial Vehicles may change RRP at any time (this includes where there are government changes in regulation and/or legislation). There may be a delay to any RRP displaying correctly on our materials. Always obtain prices from your chosen authorised Van Centre. Please note: Vehicle drawings are not to scale. All dimensions in millimetres (mm), unless otherwise stated. The height measurements listed may vary by ± 40mm depending on model and equipment fitted. † Basic RRP excluding VAT.

Upgrade your Crafter chassis cab with the discounted Business Pack. Now you can drive away in an upgraded Volkswagen Crafter chassis cab for less.



The Startline Crafter chassis cab Business Pack includes:

- Anti-theft alarm with interior monitoring, backup horn and towing protection
- Climatic air conditioning system
- Overhead storage with two 1-Din slots and reading light

Upgrade now for as little as **£1,380 +VAT.**

SAVING UP TO £1,025† FOR YOU AND YOUR BUSINESS

Volkswagen Commercial Vehicles may change RRP's at any time (this includes where there are government changes in regulation and/or legislation). There may be a delay to any RRP displaying correctly on our materials. Always obtain prices from your chosen authorised Van Centre. † Saving against the cost of purchasing individual items. Image shown is for illustrative purposes only. Vehicle shown is not UK specification.

Exterior	Interior	Drive systems	Assistance systems	Crafter chassis cab	Completed chassis cabs	Crafter Bodies & Conversions	Flatframe chassis cab	Business Pack	Equipment	Paint & upholstery	Infotainment & connectivity	Technical information	Price list	Accessories	Finance options	Finance, insurance, servicing & warranties
----------	----------	---------------	--------------------	---------------------	------------------------	------------------------------	-----------------------	----------------------	-----------	--------------------	-----------------------------	-----------------------	------------	-------------	-----------------	--

Chassis cab standard equipment – Startline



Audio and communications.

- Composition Audio radio with USB/iPod connection and Bluetooth®.

Cab area.

- Austin fabric seat covers (Anthracite).
- Dual passenger seat with storage compartment and folding tray in backrest.
- Electromechanical Servotronic steering.
- Rubber floor covering.
- Steering wheel with reach and rake adjustment.
- 12V socket.
- 4-seater bench (double cab) in second row of seats with storage compartment underneath the seat.

Cargo area.

- Full-height steel bulkhead without window.

Exterior.

- Black unpainted front bumper.
- Manually adjustable door mirrors.
- Side marker lights.
- 75 litre fuel tank with lockable cap.

Wheels and tyres.

- 16" x 6.5J steel wheels.
- 205/75 R16 C113/111 low rolling resistance.
- Full size steel spare wheel.
- Tool kit and jack.

Safety and security.

- Anti-lock Braking System (ABS).
- Automatic hazard lights activation under emergency braking.
- Driver Alert System.
- Driver's airbag.
- Electronic Brake Assist (EBA).
- Electronic Stabilisation Programme (ESP), load adjusting.
- Engine immobiliser.
- Front Assist with City Emergency Braking System.
- Halogen main headlights with range control and daytime running function.
- Parking brake with hill hold control.
- Remote central locking with 2 remote keys.
- Seatbelt warning light for driver.
- Three-point inertia-reel seatbelts for all seats.
- Windscreen wiper with variable intermittent delay and wash-wipe system.

Chassis cab standard equipment – Startline CR50 5.0T GVW models

Exterior.

- Double rear wheels.
- Rear wheel drive.

Safety and security.


- Smart digital tachograph.
- Mandatory speed limiter - 56mph.

Illustration includes options at extra charge. Please contact your local Volkswagen Commercial Vehicles Van Centre for details of the standard equipment and optional extras available.

Detailed information regarding tyre efficiency labelling and technical specifications on all potential tyre fitments can be found by visiting the Volkswagen Commercial Vehicles online car configurator at www.volkswagen-vans.co.uk/en/configurator.html

Exterior	Interior	Drive systems	Assistance systems	Crafter chassis cab	Completed chassis cabs	Crafter Bodies & Conversions	Flatframe chassis cab	Business Pack	Equipment	Paint & upholstery	Infotainment & connectivity	Technical information	Price list	Accessories	Finance options	Finance, insurance, servicing & warranties
----------	----------	---------------	--------------------	---------------------	------------------------	------------------------------	-----------------------	---------------	-----------	--------------------	-----------------------------	-----------------------	------------	-------------	-----------------	--

Paint & upholstery




Candy White. Solid paint finish.




Cherry Red. Solid paint finish.



Bright Orange. Solid paint finish.



Ontario Green. Solid paint finish.



Deep Ocean Blue. Solid paint finish.



Reflex Silver¹. Metallic paint finish.



Indium Grey¹. Metallic paint finish.



Deep Black¹. Pearl Effect paint finish.



Standard Black unpainted front bumper.




Optional body-coloured front bumper.

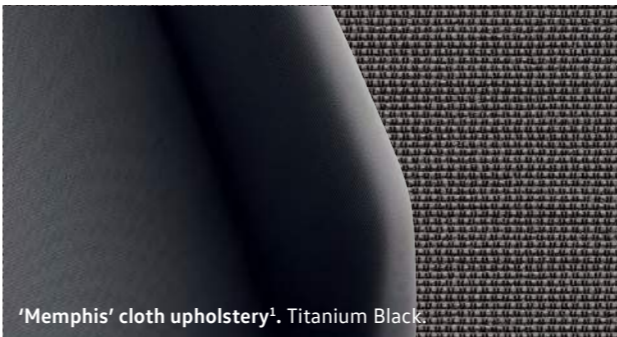
1 Optional at extra cost.

Please note: Screen representations do not allow exact reproduction of paint and upholstery colours.

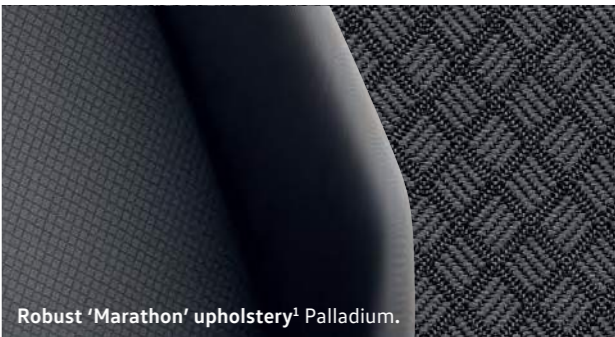
Illustrations include options at extra charge. Please contact your local Volkswagen Commercial Vehicles Van Centre for details of the standard equipment and optional extras applicable in your country.



'Austin' upholstery. Titanium Black.



'Memphis' cloth upholstery¹. Titanium Black.



Robust 'Marathon' upholstery¹ Palladium.

Exterior	Interior	Drive systems	Assistance systems	Crafter chassis cab	Completed chassis cabs	Crafter Bodies & Conversions	Flatframe chassis cab	Business Pack	Equipment	Paint & upholstery	Infotainment & connectivity	Technical information	Price list	Accessories	Finance options	Finance, insurance, servicing & warranties
----------	----------	---------------	--------------------	---------------------	------------------------	------------------------------	-----------------------	---------------	-----------	--------------------	-----------------------------	-----------------------	------------	-------------	-----------------	--

Infotainment & connectivity



01



02



03

01 Composition Audio radio system. The Composition Audio features a 5 inch display and comes with USB and mobile phone interface. Standard on Startline model.

02 Composition Colour radio system. The Composition Colour DAB+ radio system features a 6.5 inch TFT touch-screen colour display, two USB (type-C) ports, Bluetooth®, SD card slot and four speakers delivering 20 watt output. It also features App-Connect, an integrated eSIM and mobile online services as part of We Connect¹ and We Connect Plus^{1,2}. Optional on Startline model.

03 Discover Media satellite navigation system. The optional Discover Media satellite navigation system features an 8 inch colour touch-screen with proximity sensor. The system also includes a 32GB media storage, natural voice control, free map updates via the internet and mobile online services with Volkswagen We Connect Plus^{1,2}, wireless App-Connect³ and integrated eSIM. Optional on Startline model.

¹ To use We Connect services, you need to have a Volkswagen ID user account, and must log into We Connect with your username and password. In addition, a separate We Connect contract or We Connect Plus contract must be concluded online with Volkswagen AG. For We Connect Plus, you have 90 days from the handover of the vehicle to register the vehicle at www.portal.volkswagen-we.com, and use the services for the full duration of the agreed free period. ² Free of charge for the first year when you order Composition Colour or Discover Media navigation systems. There is an extra charge in the event of renewal once the free period has expired. ³ Only in conjunction with compatible Apple CarPlay devices on the Discover Media navigation system.

Exterior	Interior	Drive systems	Assistance systems	Crafter chassis cab	Completed chassis cabs	Crafter Bodies & Conversions	Flatframe chassis cab	Business Pack	Equipment	Paint & upholstery	Infotainment & connectivity	Technical information	Price list	Accessories	Finance options	Finance, insurance, servicing & warranties
----------	----------	---------------	--------------------	---------------------	------------------------	------------------------------	-----------------------	---------------	-----------	--------------------	--	-----------------------	------------	-------------	-----------------	--



We Connect and We Connect Plus.

Your vehicle's technology, at your fingertips.

With Volkswagen We Connect¹ driving a van will now be even more digital. The We Connect¹ App connects your smartphone to the vehicle with an integrated eSIM card. To take advantage of these exclusive services, you can register today with the We Connect¹ Portal. Once your vehicle has been activated, you can access the full range of Mobile Online Services.

We Connect¹



BREAKDOWN CALL

In the event of a breakdown, we get to your location quickly. With 'Breakdown Call', you can call for breakdown assistance from your vehicle with the press of a button. The system will send your location and vehicle information directly to the AA Call Centre.



PARKING POSITION

The 'Parking Position' Service shows you where your car is located. If necessary, it can also show you the fastest way of getting to it.



SERVICE SCHEDULING

You drive – Volkswagen 'Service Scheduling' looks after the rest. As soon as your vehicle's service is due, a notification will automatically be sent to your chosen Volkswagen Van Centre, who will be in touch to book the service appointment with you.



EMERGENCY CALL SERVICE

In the event of a serious accident, you can press the 'eCall' button to speak to the emergency services who will automatically dispatch help to your exact location or, in the event your vehicle is involved in an accident, they will contact you and will automatically dispatch help if you are not able to respond.

We Connect Plus^{1,2}



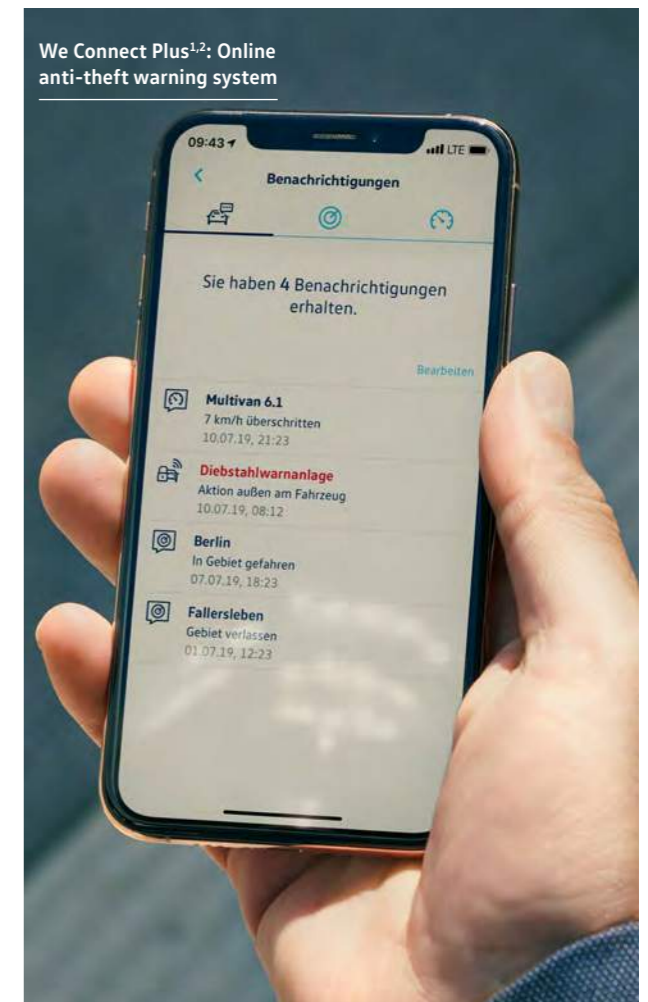
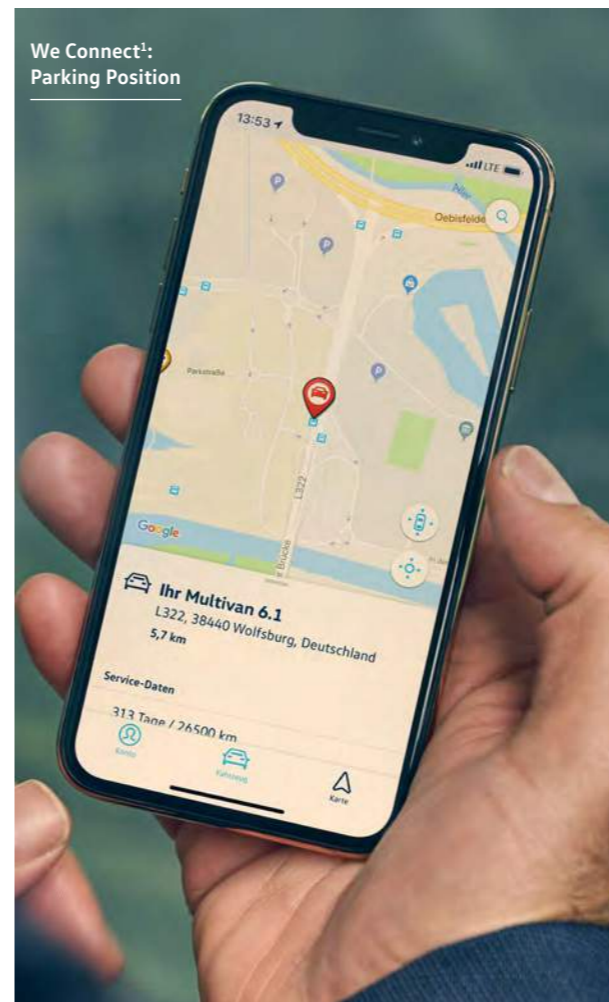
LOCK & UNLOCK

'Lock & Unlock' allows you to control the central locking system of your vehicle – using your smartphone, you can conveniently lock and unlock the doors and luggage compartment.



ONLINE ANTI-THEFT ALARM³

Sit back and relax – your vehicle can look after itself. If an attempt is made to break into the car, the 'Online Anti-Theft Alarm' will inform the We Connect app on your smartphone or by email.



¹ To use We Connect services, you need a Volkswagen ID user account and must log in to We Connect with your user name and password. A separate We Connect contract or We Connect Plus contract will also need to be made online with Volkswagen AG. For We Connect Plus you have 90 days after the handover of the vehicle to register the vehicle on www.portal.volkswagen-we.com and can use services free during this time. ² Free of charge for the first year when you order Composition Colour or Discover Media navigation system. There is an extra charge in the event of renewal once the free period has expired. For the use of the Streaming and Internet based services and for the Wi-Fi hotspot, data packages can be purchased from Cubic Telecom, our mobile communications partner and used in the network coverage area within many European countries. You can find information on prices and supported countries at www.vw.cubictelecom.com ³ For the use of the Streaming and Internet based services and for the Wi-Fi hotspot, data packages can be purchased from Cubic Telecom, our mobile communications partner and used in the network coverage area within many European countries. You can find information on prices and supported countries at www.vw.cubictelecom.com Images shown are for illustrative purposes only.

Exterior	Interior	Drive systems	Assistance systems	Crafter chassis cab	Completed chassis cabs	Crafter Bodies & Conversions	Flatframe chassis cab	Business Pack	Equipment	Paint & upholstery	Infotainment & connectivity	Technical information	Price list	Accessories	Finance options	Finance, insurance, servicing & warranties
----------	----------	---------------	--------------------	---------------------	------------------------	------------------------------	-----------------------	---------------	-----------	--------------------	--	-----------------------	------------	-------------	-----------------	--



We Connect.

Your vehicle's technology, at your fingertips.

We Connect¹

- Automatic Accident Notification
- Breakdown call
- Doors & Lights
- Driving Data
- eCall Emergency System
- Emergency Call
- Parking Position
- Service Scheduling
- Vehicle Health Report
- Vehicle Status

We Connect Plus^{1,2}

- Filling & Charging Stations
- Horn & Turn Signals
- Internet Radio
- Lock & Unlock
- Media Streaming³
- Online Anti-theft Warning System³
- Online Map Update³
- Online Route Calculation³
- Online Route Search
- Online Traffic Information³
- Online Voice Control
- Parking Spaces

Startline

- We Connect: Optional with Composition Colour
- We Connect Plus – One year subscription: Optional with Composition Colour
- We Connect Plus – Three year's subscription: Optional with Discover Media Navigation



¹ To use We Connect services, you need a Volkswagen ID user account and must log in to We Connect with your user name and password. A separate We Connect contract or We Connect Plus contract will also need to be made online with Volkswagen AG. For We Connect Plus you have 90 days after the handover of the vehicle to register the vehicle on www.portal.volkswagen-we.com and can use services free during this time. ² Free of charge for the first year when you order Composition Colour or Discover Media navigation system. There is an extra charge in the event of renewal once the free period has expired. ³ For the use of the Streaming and Internet based services and for the Wi-Fi hotspot, data packages can be purchased from Cubic Telecom, our mobile communications partner and used in the network coverage area within many European countries. You can find information on prices and supported countries at www.vw.cubictelecom.com

Engine & gearbox data

Engine specifications	2.0 TDI 102PS	2.0 TDI 122PS	2.0 TDI 140PS	2.0 TDI 177PS
Mixture preparation/injection method	Common-rail/exhaust-gas turbocharger	Common-rail/exhaust-gas turbocharger	Common-rail/exhaust-gas turbocharger	Common-rail/exhaust-gas turbocharger
EU exhaust emission standard – FWD / 4MOTION	EU6d EVAP ISC	-	EU6d EVAP ISC	EU6d EVAP ISC
EU exhaust emission standard – RWD	-	EURO VI-d Heavy Duty	EU6d-TEMP-EVAP	EURO VI-d Heavy Duty
Number of cylinders	4	4	4	4
Cubic capacity	1,968cc	1,968cc	1,968cc	1,968cc
Output, PS at rpm	102 at 3,000-3,500	122 at 3,500	140 at 3,500-3,600	177 at 3,600
Torque, max. Nm at rpm	300 at 1,400-2,250	300 at 1,400-2,250	340 at 1,600-2,250	410 at 1,500-2,000
Fuel tank capacity	75 litres	75 litres	75 litres	75 litres
AdBlue® tank capacity	18 litres	18 litres	18 litres	18 litres
Diesel Particulate Filter [DPF]	●	●	●	●
6-speed manual gearbox	●	●	●	●
8-speed automatic gearbox	-	-	○	○
Front-wheel drive	●	-	●	●
Rear-wheel drive	-	●	○	○
4MOTION all-wheel drive	-	-	○	-
Alternator ¹	140 A or 180 A	140 A or 180 A	140 A or 180 A	140 A or 180 A
Battery ²	92 Ah or 95 Ah	92 Ah or 95 Ah	92 Ah or 95 Ah	92 Ah or 95 Ah

● Standard ○ Available - Not available. * Please note CR50 models meet Euro 6 standards.

1 Alternator rating depends on trimline and additional optional equipment fitted. 2 Battery rating depends on additional optional equipment fitted.

Chassis cabs fuel consumption, performance and emissions

Front wheel drive / 4MOTION Euro 6 RDE2

		RDE2 Compliant	CO ₂ emissions, g/km ¹ , Max. (worst case)	CO ₂ emissions, g/km ¹ , Min. (best case)	Combined fuel consumption mpg ¹ , Min. (worst case)	Combined fuel consumption mpg ¹ , Max. (best case)	Combined fuel consumption ltr/100 km ¹ , Max. (worst case)	Combined fuel consumption ltr/100 km ¹ , Min. (best case)	Top speed, mph where law permits
Single cab – Startline medium wheelbase									
CR35	2.0TDI 102PS FWD 6-speed manual	Yes	288 – 241		25.7 – 30.7		11.0 – 9.2		83
	2.0TDI 140PS FWD 6-speed manual	Yes	298 – 256		24.8 – 28.8		11.4 – 9.8		93
	2.0TDI 140PS FWD 8-speed automatic	Yes	331 – 268		22.4 – 27.7		12.6 – 10.2		91
	2.0TDI 140PS 4MOTION 6-speed manual	Yes	307 – 264		24.1 – 27.7		11.7 – 10.2		91
	2.0TDI 177PS FWD 6-speed manual	Yes	297 – 262		25.0 – 28.2		11.3 – 10.0		100
	2.0TDI 177PS FWD 8-speed automatic	Yes	320 – 274		23.2 – 27.2		12.2 – 10.4		98
Single cab – Startline long wheelbase									
CR35	2.0TDI 102PS FWD 6-speed manual	Yes	291 – 242		25.4 – 30.7		11.1 – 9.2		83
	2.0TDI 140PS FWD 6-speed manual	Yes	302 – 256		24.6 – 28.8		11.5 – 9.8		93
	2.0TDI 140PS FWD 8-speed automatic	Yes	334 – 269		22.2 – 27.4		12.7 – 10.3		91
	2.0TDI 140PS 4MOTION 6-speed manual	Yes	307 – 265		24.1 – 28.0		11.7 – 10.1		91
	2.0TDI 177PS FWD 6-speed manual	Yes	303 – 263		24.4 – 28.2		11.6 – 10.0		100
	2.0TDI 177PS FWD 8-speed automatic	Yes	323 – 275		23.0 – 26.9		12.3 – 10.5		98

		RDE2 Compliant	CO ₂ emissions, g/km ¹ , Max. (worst case)	CO ₂ emissions, g/km ¹ , Min. (best case)	Combined fuel consumption mpg ¹ , Min. (worst case)	Combined fuel consumption mpg ¹ , Max. (best case)	Combined fuel consumption ltr/100 km ¹ , Max. (worst case)	Combined fuel consumption ltr/100 km ¹ , Min. (best case)	Top speed, mph where law permits
Flatframe Chassis – Startline medium wheelbase									
CR35	2.0TDI 140PS FWD 6-speed manual	Yes	267 – 251		27.7 – 28.8		10.2 – 9.8		93
	2.0TDI 140PS FWD 8-speed automatic	Yes	299 – 263		24.8 – 28.0		11.4 – 10.1		91
Flatframe Chassis – Startline long wheelbase									
CR35	2.0TDI 140PS FWD 6-speed manual	Yes	267 – 252		27.7 – 29.4		10.2 – 9.6		93
	2.0TDI 140PS FWD 8-speed automatic	Yes	299 – 264		24.8 – 28.0		11.4 – 10.1		91
Double cab – Startline medium wheelbase									
CR35	2.0TDI 140PS FWD 6-speed manual	Yes	281 – 260		26.4 – 28.5		10.7 – 9.9		93
	2.0TDI 140PS FWD 8-speed automatic	Yes	313 – 273		23.5 – 27.2		12.0 – 10.4		91
	2.0TDI 140PS 4MOTION 6-speed manual	Yes	292 – 268		25.4 – 27.7		11.1 – 10.2		91
Double cab – Startline long wheelbase									
CR35	2.0TDI 140PS FWD 6-speed manual	Yes	293 – 260		25.2 – 28.5		11.2 – 9.9		93
	2.0TDI 140PS FWD 8-speed automatic	Yes	325 – 273		22.8 – 27.2		12.4 – 10.4		91
	2.0TDI 140PS 4MOTION 6-speed manual	Yes	299 – 269		24.8 – 27.4		11.4 – 10.3		91
	2.0TDI 177PS FWD 6-speed manual	Yes	295 – 267		25.2 – 27.7		11.2 – 10.2		100

1 Figures shown are for comparability purposes; only compare fuel consumption and CO₂ figures with other vehicles tested to the same technical procedures. These figures may not reflect real life driving results, which will depend upon a number of factors including the accessories fitted (post-registration), variations in weather, driving styles and vehicle load. Data correct at 1.9.2022. Figures quoted are for a range of configurations (including non-UK) and are subject to change due to ongoing approvals/changes. Please consult your authorised Volkswagen Van Centre for further information.

RDE2 refers to Real Driving Emissions Step 2.

Chassis cabs fuel consumption, performance and emissions (continued)

Front wheel drive / 4MOTION Euro 6 RDE2

		RDE2 Compliant	CO ₂ emissions, g/km ¹ , Max. (worst case)	CO ₂ emissions, g/km ¹ , Min. (best case)	Combined fuel consumption mpg ¹ , Min. (worst case)	Combined fuel consumption mpg ¹ , Max. (best case)	Combined fuel consumption ltr/100 km ¹ , Max. (worst case)	Combined fuel consumption ltr/100 km ¹ , Min. (best case)	Top speed, mph where law permits
Dropside									
Single cab – Startline medium wheelbase									
CR35	2.0TDI 140PS FWD 6-speed manual	Yes	300 – 259		24.8 – 28.8		11.4 – 9.8	93	
	2.0TDI 140PS FWD 8-speed automatic	Yes	333 – 272		22.4 – 27.7		12.6 – 10.2	91	
Single cab – Startline long wheelbase									
CR35	2.0TDI 140PS FWD 6-speed manual	Yes	302 – 260		24.6 – 28.8		11.5 – 9.8	93	
	2.0TDI 140PS FWD 8-speed automatic	Yes	297 – 272		22.2 – 27.4		12.7 – 10.3	91	
Double cab – Startline long wheelbase									
CR35	2.0TDI 140PS FWD 6-speed manual	Yes	293 – 261		25.2 – 28.2		11.2 – 10.0	93	
	2.0TDI 140PS FWD 8-speed automatic	Yes	325 – 274		22.8 – 26.9		12.4 – 10.5	91	
Tipper									
Single cab – Startline medium wheelbase									
CR35	2.0TDI 140PS FWD 6-speed manual	Yes	300 – 259		24.8 – 28.8		11.4 – 9.8	93	
	2.0TDI 140PS FWD 8-speed automatic	Yes	333 – 272		22.2 – 27.7		12.7 – 10.3	91	
Double cab – Startline long wheelbase									
CR35	2.0TDI 140PS FWD 6-speed manual	Yes	293 – 261		25.2 – 28.2		11.2 – 10.0	93	
	2.0TDI 140PS FWD 8-speed automatic	Yes	325 – 274		22.8 – 26.9		12.4 – 10.5	91	
Luton									
Single cab – Startline long wheelbase									
CR35	2.0TDI 140PS FWD 6-speed manual	Yes	302 – 256		24.6 – 28.8		11.5 – 9.8	93	
	2.0TDI 140PS FWD 8-speed automatic	Yes	334 – 269		22.2 – 27.4		12.7 – 10.3	91	
Single cab – Startline long wheelbase with tail lift									
CR35	2.0TDI 140PS FWD 6-speed manual	Yes	302 – 256		24.6 – 28.8		11.5 – 9.8	93	
	2.0TDI 140PS FWD 8-speed automatic	Yes	334 – 269		22.2 – 27.4		12.7 – 10.3	91	

1 Figures shown are for comparability purposes; only compare fuel consumption and CO₂ figures with other vehicles tested to the same technical procedures. These figures may not reflect real life driving results, which will depend upon a number of factors including the accessories fitted (post-registration), variations in weather, driving styles and vehicle load. Data correct at 1.9.2022. Figures quoted are for a range of configurations (including non-UK) and are subject to change due to ongoing approvals/changes. Please consult your authorised Volkswagen Van Centre for further information.

RDE2 refers to Real Driving Emissions Step 2.

Chassis cabs fuel consumption, performance and emissions (continued)

Rear wheel drive

Engine/transmission	EU exhaust emission standard	Urban mpg (ltr/100km) ¹	Extra-Urban mpg (ltr/100km) ¹	Combined mpg (ltr/100km) ¹	Top speed, mph, (where law permits)	CO ₂ emissions, g/km ¹
Single cab – Startline medium wheelbase						
CR35 2.0TDI 140PS RWD 6-speed manual	Euro 6	35.8 (7.9)	42.2 (6.7)	39.8 (7.1)	92	188
Single cab – Startline long wheelbase						
CR35 2.0TDI 140PS RWD 6-speed manual	Euro 6	35.8 (7.9)	42.2 (6.7)	39.8 (7.1)	92	188
2.0TDI 177PS RWD 6-speed manual	Euro VI HD	29.7 (9.5)	39.2 (7.2)	34.9 (8.1)	99	213
CR50 2.0TDI 122PS RWD 6-speed manual	Euro VI HD	25.9 (10.9)	36.7 (7.7)	31.7 (8.9)	55	232
2.0TDI 177PS RWD 6-speed manual	Euro VI HD	25.4 (11.1)	37.7 (7.5)	32.1 (8.8)	55	230
2.0TDI 177PS RWD 8-speed automatic	Euro VI HD	30.7 (9.2)	35.8 (7.9)	33.6 (8.4)	55	219
Single cab – Startline long wheelbase Maxi						
CR50 2.0TDI 122PS RWD 6-speed manual	Euro VI HD	25.9 (10.9)	36.7 (7.7)	31.7 (8.9)	55	232
2.0TDI 177PS RWD 6-speed manual	Euro VI HD	25.4 (11.1)	37.7 (7.5)	32.1 (8.8)	55	230
2.0TDI 177PS RWD 8-speed automatic	Euro VI HD	30.7 (9.2)	35.8 (7.9)	33.6 (8.4)	55	219
Double cab – Startline medium wheelbase						
CR35 2.0TDI 140PS RWD 6-speed manual	Euro 6	35.3 (8.0)	41.5 (6.8)	39.2 (7.2)	92	191
Double cab – Startline long wheelbase						
CR35 2.0TDI 140PS RWD 6-speed manual	Euro 6	35.3 (8.0)	41.5 (6.8)	39.2 (7.2)	92	191
Tipper						
Single cab – Startline medium wheelbase						
CR35 2.0TDI 140PS RWD 6-speed manual	Euro 6	35.8 (7.9)	42.2 (6.7)	39.8 (7.1)	TBA	188
Double cab – Startline long wheelbase						
CR35 2.0TDI 140PS RWD 6-speed manual	Euro 6	35.3 (8.0)	41.5 (6.8)	39.2 (7.2)	TBA	191

¹ These vehicles are WLTP (Worldwide Harmonised Light-Duty Vehicles Test Procedure) type approved vehicles. More information is available at www.volkswagen-vans.co.uk/about-us/wltp. However, to facilitate comparison between different models from different manufacturers and to accommodate the full transition to this new testing regime, we have displayed NEDC figures. These NEDC figures have been derived from WLTP testing, and may not be equivalent to NEDC figures from NEDC testing, so comparisons may be unreliable. Fuel consumption and efficiency figures are provided for comparative purposes only and may not reflect 'real world' driving results. Choice of wheels and other options may affect fuel consumption and emissions data.

Working with you

The Crafter chassis cab offers professional transport solutions for all: we promise to work with you to tailor your new Crafter chassis cab and optimise the payload for your individual business requirements. Simply call your local Van Centre directly to discuss your needs.

Chassis cab weights

Engine/transmission		Gross vehicle weight, kg	Axle load limit, front/rear, kg	Trailer weight braked 12%/unbraked, kg	Gross train weight, kg	Unladen weight ¹ , kg	Payload ² , kg
Single cab – Startline medium wheelbase							
CR35	2.0TDI 102PS FWD 6-speed manual	3,500	1,800 / 2,100	2,500 / 750	5,500	1,938	1,562
	2.0TDI 140PS FWD 6-speed manual	3,500	1,800 / 2,100	3,000 / 750	6,000	1,944	1,556
	2.0TDI 140PS FWD 8-speed automatic	3,500	1,800 / 2,100	3,000 / 750	6,000	1,976	1,524
	2.0TDI 140PS RWD 6-speed manual	3,500	1,800 / 2,250	3,000 / 750	6,000	2,000	1,500
	2.0TDI 140PS 4MOTION 6-speed manual	3,500	1,800 / 2,100	3,000 / 750	6,000	2,066	1,434
	2.0TDI 177PS FWD 6-speed manual	3,500	1,800 / 2,100	3,000 / 750	6,000	1,953	1,547
	2.0TDI 177PS FWD 8-speed automatic	3,500	1,800 / 2,100	3,000 / 750	6,000	1,985	1,515

1 Unladen weight includes approximately 90% fuel load and 75kg for driver.

2 Payload = gross vehicle weight minus unladen weight. Quoted weights are for vehicles with standard specification. Unladen weight and payload may be influenced by trimline, factory options and Van Centre fitted accessories. The minimum payload range includes base specification vehicle. The maximum payload range includes the removal of standard features. Please contact your local Volkswagen Van Centre for more details.

Chassis cab weights (continued)

Engine/transmission		Gross vehicle weight, kg	Axle load limit, front/rear, kg	Trailer weight braked 12%/unbraked, kg	Gross train weight, kg	Unladen weight ¹ , kg	Payload ² , kg
Single cab – Startline long wheelbase							
CR35	2.0TDI 102PS FWD 6-speed manual	3,500	1,800 / 2,100	2,500 / 750	5,500	1,968	1,532
	2.0TDI 140PS FWD 6-speed manual	3,500	1,800 / 2,100	3,000 / 750	6,000	1,974	1,526
	2.0TDI 140PS FWD 8-speed automatic	3,500	1,800 / 2,100	3,000 / 750	6,000	2,006	1,494
	2.0TDI 140PS RWD 6-speed manual	3,500	1,800 / 2,250	3,000 / 750	6,000	2,040	1,460
	2.0TDI 140PS 4MOTION 6-speed manual	3,500	1,800 / 2,250	3,000 / 750	6,000	2,096	1,404
	2.0TDI 177PS FWD 6-speed manual	3,500	1,800 / 2,100	3,000 / 750	6,000	1,983	1,517
	2.0TDI 177PS FWD 8-speed automatic	3,500	1,800 / 2,100	3,000 / 750	6,000	2,015	1,485
	2.0TDI 177PS RWD 6-speed manual	3,500	1,800 / 2,250	3,500 / 750	7,000	2,050	1,450
CR50	2.0TDI 122PS RWD 6-speed manual	5,000	2,200 / 3,500	3,500 / 750	7,500	2,192	2,808
	2.0TDI 177PS RWD 6-speed manual	5,000	2,200 / 3,500	3,500 / 750	8,000	2,201	2,799
	2.0TDI 177PS RWD 8-speed automatic	5,000	2,200 / 3,500	3,500 / 750	8,000	2,242	2,758
Double cab – Startline medium wheelbase							
CR35	2.0TDI 140PS FWD 6-speed manual	3,500	1,800 / 2,100	3,000 / 750	6,000	2,109	1,391
	2.0TDI 140PS FWD 8-speed automatic	3,500	1,800 / 2,100	3,000 / 750	6,000	2,141	1,359
	2.0TDI 140PS RWD 6-speed manual	3,500	1,800 / 2,250	3,000 / 750	6,500	2,165	1,335
	2.0TDI 140PS 4MOTION 6-speed manual	3,500	1,800 / 2,100	3,000 / 750	6,000	2,241	1,259

1 Unladen weight includes approximately 90% fuel load and 75kg for driver.

2 Payload = gross vehicle weight minus unladen weight. Quoted weights are for vehicles with standard specification. Unladen weight and payload may be influenced by trimline, factory options and Van Centre fitted accessories. The minimum payload range includes base specification vehicle. The maximum payload range includes the removal of standard features. Please contact your local Volkswagen Van Centre for more details.

Chassis cab weights (continued)

Engine/transmission	Gross vehicle weight, kg	Axle load limit, front/rear, kg	Trailer weight braked 12%/unbraked, kg	Gross train weight, kg	Unladen weight ¹ , kg	Payload ² , kg
Double cab – Startline long wheelbase						
CR35 2.0TDI 140PS FWD 6-speed manual	3,500	2,100 / 2,100	3,000 / 750	6,000	2,150	1,350
2.0TDI 140PS FWD 8-speed automatic	3,500	2,100 / 2,100	3,000 / 750	6,000	2,182	1,318
2.0TDI 140PS RWD 6-speed manual	3,500	2,100 / 2,250	3,000 / 750	6,500	2,216	1,284
2.0TDI 140PS 4MOTION 6-speed manual	3,500	2,100 / 2,100	3,000 / 750	6,000	2,240	1,260
2.0TDI 177PS FWD 6-speed manual	3,500	2,100 / 2,100	3,000 / 750	6,000	2,282	1,218
Flatframe Chassis						
Startline medium wheelbase						
CR35 2.0TDI 140PS FWD 6-speed manual	3,500	1,800 / 2,100	3,000 / 750	6,000	1,791	1,709
2.0TDI 140PS FWD 8-speed automatic	3,500	1,800 / 2,100	3,000 / 750	6,000	1,832	1,668
Startline long wheelbase						
CR35 2.0TDI 140PS FWD 6-speed manual	3,500	1,800 / 2,100	3,000 / 750	6,000	1,808	1,692
2.0TDI 140PS FWD 8-speed automatic	3,500	1,800 / 2,100	3,000 / 750	6,000	1,840	1,660

1 Unladen weight includes approximately 90% fuel load and 75kg for driver.

2 Payload = gross vehicle weight minus unladen weight. Quoted weights are for vehicles with standard specification. Unladen weight and payload may be influenced by trimline, factory options and Van Centre fitted accessories. The minimum payload range includes base specification vehicle. The maximum payload range includes the removal of standard features. Please contact your local Volkswagen Van Centre for more details.

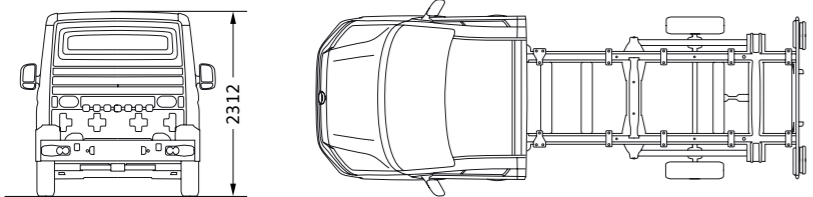
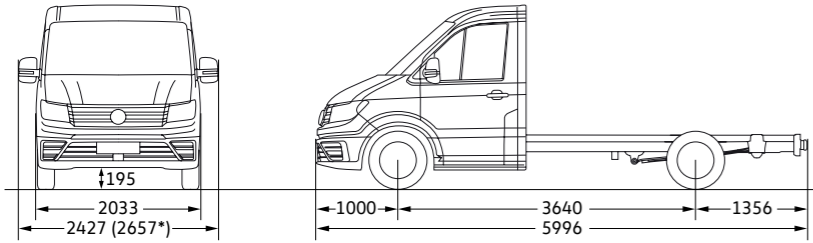
Completed chassis cab weights

Engine/transmission	Gross vehicle weight, kg	Axle load limit, front/rear, kg	Trailer weight braked 12%/unbraked, kg	Gross train weight, kg	Unladen weight ¹ , kg	Payload ² , kg
Dropside						
Single cab – Startline medium wheelbase						
CR35 2.0TDI 140PS FWD 6-speed manual	3,500	2,100 / 2,100	3,000 / 750	6,000	2,221	1,279
2.0TDI 140PS FWD 8-speed automatic	3,500	2,100 / 2,100	3,000 / 750	6,000	2,253	1,247
Single cab – Startline long wheelbase						
CR35 2.0TDI 140PS FWD 6-speed manual	3,500	2,100 / 2,100	3,000 / 750	6,000	2,301	1,199
2.0TDI 140PS FWD 8-speed automatic	3,500	2,100 / 2,100	3,000 / 750	6,000	2,333	1,167
Double cab – Startline long wheelbase						
CR35 2.0TDI 140PS FWD 6-speed manual	3,500	2,100 / 2,100	3,000 / 750	6,000	2,431	1,069
2.0TDI 140PS FWD 8-speed automatic	3,500	2,100 / 2,100	3,000 / 750	6,000	2,463	1,037
Tipper						
Single cab – Startline medium wheelbase						
CR35 2.0TDI 140PS FWD 6-speed manual	3,500	2,100 / 2,100	3,000 / 750	6,000	2,454	1,046
2.0TDI 140PS FWD 8-speed automatic	3,500	2,200 / 2,100	3,000 / 750	6,000	2,486	1,014
2.0TDI 140PS RWD 6-speed manual	3,500	2,200 / 2,100	3,000 / 750	6,500	2,510	990
Double cab – Startline long wheelbase						
CR35 2.0TDI 140PS FWD 6-speed manual	3,500	2,100 / 2,100	3,000 / 750	6,000	2,664	836
2.0TDI 140PS FWD 8-speed automatic	3,500	2,200 / 2,100	3,000 / 750	6,000	2,696	804
2.0TDI 140PS RWD 6-speed manual	3,500	2,200 / 2,100	3,000 / 750	6,500	2,730	770
Luton						
Single cab – Startline long wheelbase						
CR35 2.0TDI 140PS FWD 6-speed manual	3,500	2,100 / 2,100	3,000 / 750	6,000	2,607	893
2.0TDI 140PS FWD 8-speed automatic	3,500	2,200 / 2,100	3,000 / 750	6,000	2,639	861
Single cab – Startline long wheelbase with tail lift						
CR35 2.0TDI 140PS FWD 6-speed manual	3,500	2,100 / 2,100	3,000 / 750	6,000	2,760	740
2.0TDI 140PS FWD 8-speed automatic	3,500	2,200 / 2,100	3,000 / 750	6,000	2,792	708

1 Unladen weight includes approximately 90% fuel load and 75kg for driver.

2 Payload = gross vehicle weight minus unladen weight. Quoted weights are for vehicles with standard specification. Unladen weight and payload may be influenced by trimline, factory options and Van Centre fitted accessories. The minimum payload range includes base specification vehicle. The maximum payload range includes the removal of standard features. Please contact your local Volkswagen Van Centre for more details.

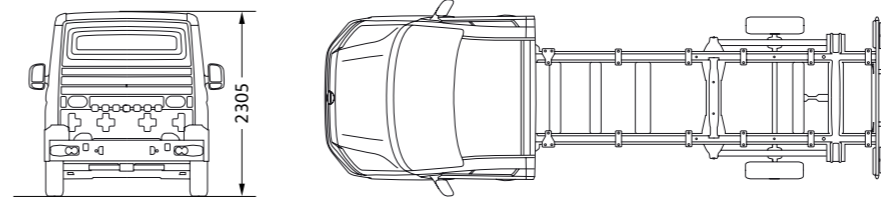
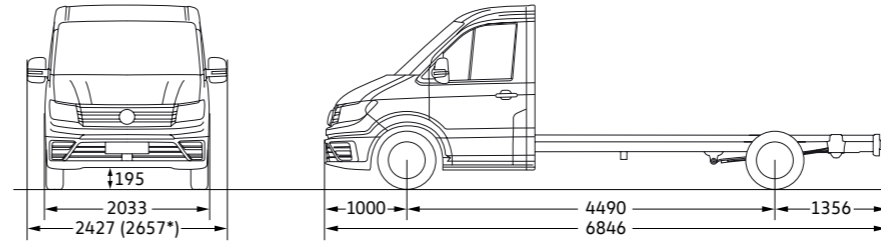
Chassis cab dimensions



* This value applies for the optional bow-mounted door mirror extensions.

CR35 single cab medium wheelbase.

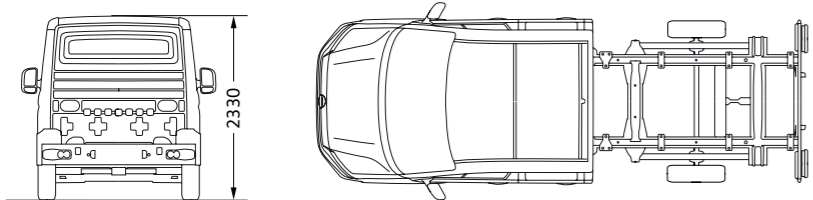
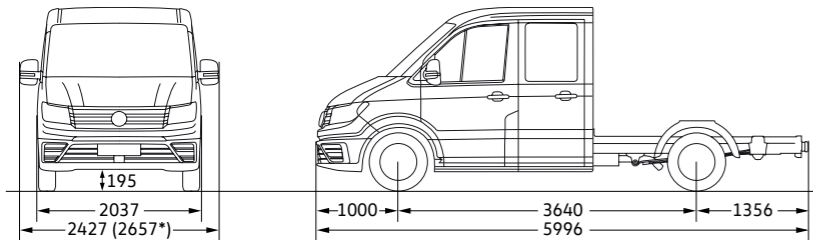
Wheelbase	3,640
Turning circle (wall to wall), m	13.6



* This value applies for the optional bow-mounted door mirror extensions.

CR35 single cab long wheelbase.

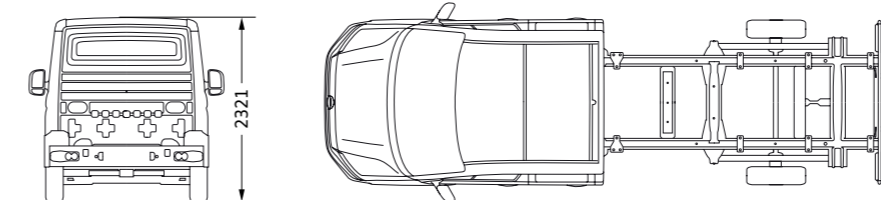

Wheelbase	4,490
Turning circle (wall to wall), m	16.2



* This value applies for the optional bow-mounted door mirror extensions.

CR35 double cab medium wheelbase.

Wheelbase	3,640
Turning circle (wall to wall), m	13.6



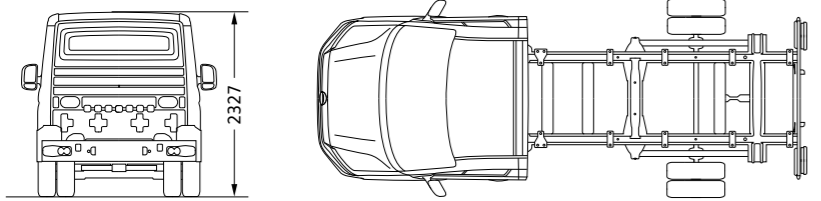
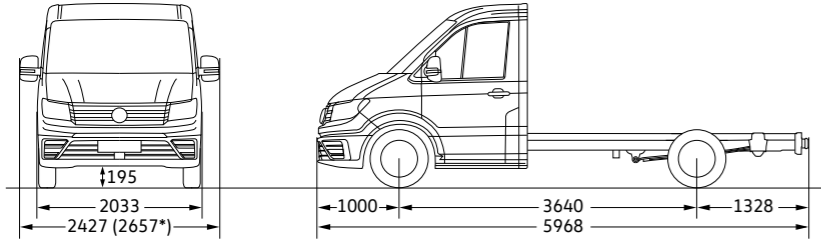
* This value applies for the optional bow-mounted door mirror extensions.

CR35 double cab long wheelbase.

Wheelbase	4,490
Turning circle (wall to wall), m	16.2

Please note: Vehicle drawings are not to scale. All dimensions in millimetres (mm), unless otherwise stated. The height measurements listed may vary by ± 40mm depending on model and equipment fitted.

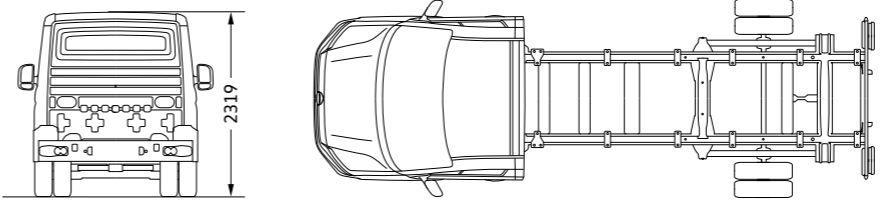
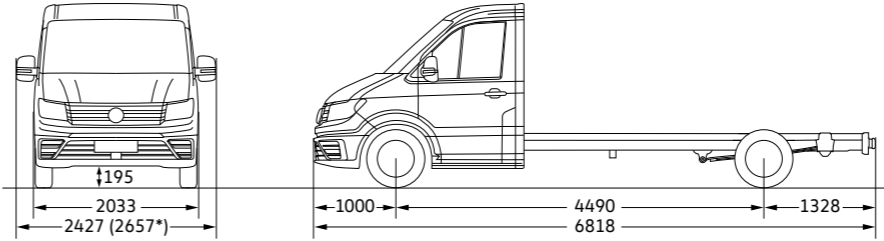
Chassis cab dimensions (continued)



* This value applies for the optional bow-mounted door mirror extensions.

CR50 single cab medium wheelbase.

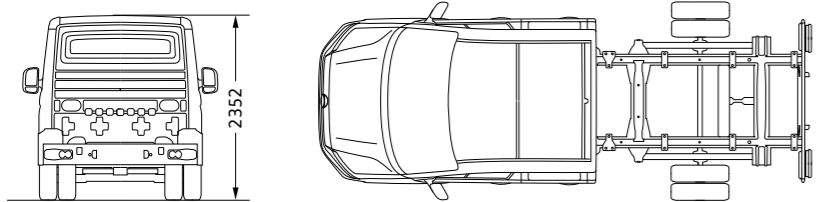
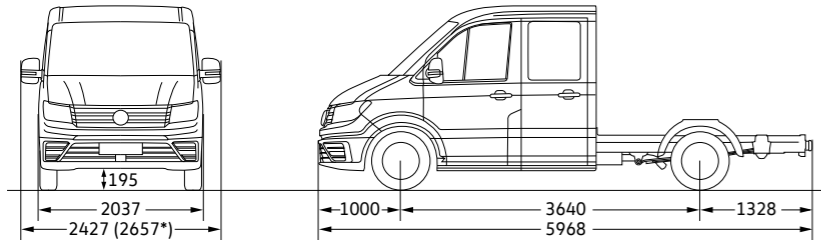
Wheelbase	3,640
Turning circle (wall to wall), m	13.6



* This value applies for the optional bow-mounted door mirror extensions.

CR50 single cab long wheelbase.

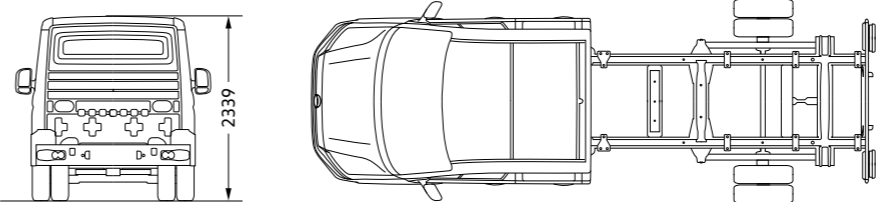
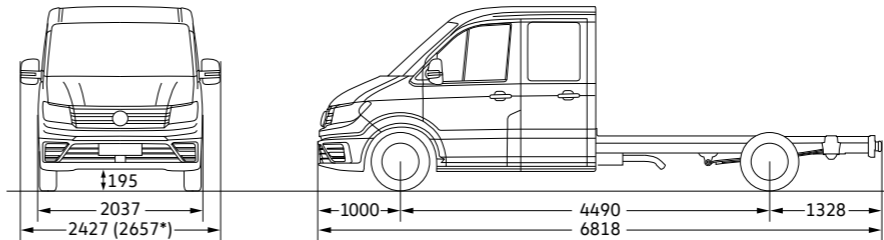
Wheelbase	4,490
Turning circle (wall to wall), m	16.2



* This value applies for the optional bow-mounted door mirror extensions.

CR50 double cab medium wheelbase.

Wheelbase	3,640
Turning circle (wall to wall), m	13.6



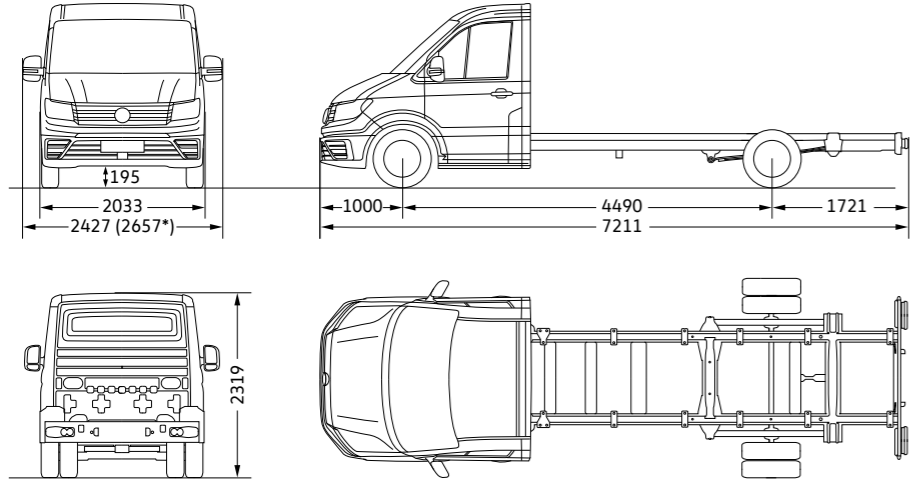
* This value applies for the optional bow-mounted door mirror extensions.

CR50 double cab long wheelbase.

Wheelbase	4,490
Turning circle (wall to wall), m	16.2

Please note: Vehicle drawings are not to scale. All dimensions in millimetres (mm), unless otherwise stated. The height measurements listed may vary by ± 40mm depending on model and equipment fitted.

Chassis cab dimensions (continued)



* This value applies for the optional bow-mounted door mirror extensions.

CR50 single cab long wheelbase Maxi.

Wheelbase	4,490
Turning circle (wall to wall), m	16.2

Please note: Vehicle drawings are not to scale. All dimensions in millimetres (mm), unless otherwise stated. The height measurements listed may vary by ± 40mm depending on model and equipment fitted.

Model prices



*Manufacturer's on the road (OTR) package

Model	CR35	CR50
Delivery to Van Centre	£660.00	£660.00
Number plates	£20.00	£20.00
VAT	£136.00	£136.00
First registration fee	£55.00	£55.00
Vehicle excise duty (VED) 1st year	£290.00	£165.00
Basic OTR price (exc. VAT)	£1,025.00	£900.00
Total OTR price (inc. VAT)	£1,161.00	£1,036.00

Volkswagen Commercial Vehicles may change RRP's at any time (this includes where there are government changes in regulation and/or legislation). There may be a delay to any RRP displaying correctly on our materials. Always obtain prices from your chosen authorised Van Centre.

Chassis cab model prices

Trimline	Engine/transmission/drive system	Basic exc. VAT	Total inc. VAT	Total RRP inc. OTR* exc. VAT	Total RRP inc. OTR* inc. VAT
Startline medium wheelbase, single cab					
CR35	2.0TDI 102PS FWD 6-speed manual	£32,700.00	£39,240.00	£33,725.00	£40,401.00
	2.0TDI 140PS FWD 6-speed manual	£34,305.00	£41,166.00	£35,330.00	£42,327.00
	2.0TDI 140PS FWD 8-speed automatic	£36,280.00	£43,536.00	£37,305.00	£44,697.00
	2.0TDI 140PS 4MOTION 6-speed manual	£40,720.00	£48,864.00	£41,745.00	£50,025.00
	2.0TDI 177PS FWD 6-speed manual	£36,300.00	£43,560.00	£37,325.00	£44,721.00
	2.0TDI 177PS FWD 8-speed automatic	£38,275.00	£45,930.00	£39,300.00	£47,091.00

* Please [click here](#) for more details on manufacturer's on the road (OTR) package.

Volkswagen Commercial Vehicles may change RRP's at any time (this includes where there are government changes in regulation and/or legislation). There may be a delay to any RRP displaying correctly on our materials. Always obtain prices from your chosen authorised Van Centre.

Upgrade your Crafter Startline chassis cab with a Business Pack and save £1,025.*

* Saving against the cost of purchasing individual items.

- Anti-theft alarm with interior monitoring, back-up horn and towing protection
- Climatic air conditioning system
- Overhead storage with two 1-Din slots and reading light

FOR ONLY
£1,380
+ VAT

[Find out more](#)



Chassis cab model prices (continued)

Trimline	Engine/transmission/drive system	Basic exc. VAT	Total inc. VAT	Total RRP inc. OTR* exc. VAT	Total RRP inc. OTR* inc. VAT
Startline long wheelbase, single cab					
CR35	2.0TDI 102PS FWD 6-speed manual	£34,365.00	£41,238.00	£35,390.00	£42,399.00
	2.0TDI 140PS FWD 6-speed manual	£35,970.00	£43,164.00	£36,995.00	£44,325.00
	2.0TDI 140PS FWD 8-speed automatic	£37,945.00	£45,534.00	£38,970.00	£46,695.00
	2.0TDI 140PS 4MOTION 6-speed manual	£42,385.00	£50,862.00	£43,410.00	£52,023.00
	2.0TDI 177PS FWD 6-speed manual	£37,965.00	£45,558.00	£38,990.00	£46,719.00
	2.0TDI 177PS FWD 8-speed automatic	£39,940.00	£47,928.00	£40,965.00	£49,089.00
Startline medium wheelbase, double cab					
CR35	2.0TDI 140PS FWD 6-speed manual	£35,950.00	£43,140.00	£36,975.00	£44,301.00
	2.0TDI 140PS FWD 8-speed automatic	£37,925.00	£45,510.00	£38,950.00	£46,671.00
	2.0TDI 140PS 4MOTION 6-speed manual	£42,365.00	£50,838.00	£43,390.00	£51,999.00

* Please [click here](#) for more details on manufacturer's on the road (OTR) package.

Volkswagen Commercial Vehicles may change RRP's at any time (this includes where there are government changes in regulation and/or legislation). There may be a delay to any RRP displaying correctly on our materials. Always obtain prices from your chosen authorised Van Centre.

Chassis cab model prices (continued)

Trimline	Engine/transmission/drive system	Basic exc. VAT	Total inc. VAT	Total RRP inc. OTR* exc. VAT	Total RRP inc. OTR* inc. VAT
Startline long wheelbase, double cab					
CR35	2.0TDI 140PS FWD 6-speed manual	£37,615.00	£45,138.00	£38,640.00	£46,299.00
	2.0TDI 140PS FWD 8-speed automatic	£39,590.00	£47,508.00	£40,615.00	£48,669.00
	2.0TDI 140PS 4MOTION 6-speed manual	£44,030.00	£52,836.00	£45,055.00	£53,997.00
	2.0TDI 177PS FWD 6-speed manual	£39,610.00	£47,532.00	£40,635.00	£48,693.00
Flatframe chassis					
Startline medium wheelbase, single cab					
CR35	2.0TDI 140PS FWD 6-speed manual	£34,305.00	£41,166.00	£35,330.00	£42,327.00
	2.0TDI 140PS FWD 8-speed automatic	£36,280.00	£43,536.00	£37,305.00	£44,697.00
Startline long wheelbase, single cab					
CR35	2.0TDI 140PS FWD 6-speed manual	£35,970.00	£43,164.00	£36,995.00	£44,325.00
	2.0TDI 140PS FWD 8-speed automatic	£37,945.00	£45,534.00	£38,970.00	£46,695.00

* Please [click here](#) for more details on manufacturer's on the road (OTR) package.

Volkswagen Commercial Vehicles may change RRP's at any time (this includes where there are government changes in regulation and/or legislation). There may be a delay to any RRP displaying correctly on our materials. Always obtain prices from your chosen authorised Van Centre.

Completed chassis cab model prices

Trimline	Engine/transmission/drive system	Basic exc. VAT	Total inc. VAT	Total RRP inc. OTR* exc. VAT	Total RRP inc. OTR* inc. VAT
Dropside					
Startline medium wheelbase, single cab					
CR35	2.0TDI 140PS FWD 6-speed manual	£38,525.00	£46,230.00	£39,550.00	£47,391.00
	2.0TDI 140PS FWD 8-speed automatic	£40,500.00	£48,600.00	£41,525.00	£49,761.00
Startline long wheelbase, single cab					
CR35	2.0TDI 140PS FWD 6-speed manual	£40,190.00	£48,228.00	£41,215.00	£49,389.00
	2.0TDI 140PS FWD 8-speed automatic	£42,165.00	£50,598.00	£43,190.00	£51,759.00
Startline long wheelbase, double cab					
CR35	2.0TDI 140PS FWD 6-speed manual	£41,835.00	£50,202.00	£42,860.00	£51,363.00
	2.0TDI 140PS FWD 8-speed automatic	£43,810.00	£52,572.00	£44,835.00	£53,733.00

* Please [click here](#) for more details on manufacturer's on the road (OTR) package.

Volkswagen Commercial Vehicles may change RRP's at any time (this includes where there are government changes in regulation and/or legislation). There may be a delay to any RRP displaying correctly on our materials. Always obtain prices from your chosen authorised Van Centre.

Completed chassis cab model prices

Trimline	Engine/transmission/drive system	Basic exc. VAT	Total inc. VAT	Total RRP inc. OTR* exc. VAT	Total RRP inc. OTR* inc. VAT
Tipper					
Startline medium wheelbase, single cab					
CR35	2.0TDI 140PS FWD 6-speed manual	£40,755.00	£48,906.00	£41,780.00	£50,067.00
	2.0TDI 140PS FWD 8-speed automatic	£42,730.00	£51,276.00	£43,755.00	£52,437.00
Startline long wheelbase, double cab					
CR35	2.0TDI 140PS FWD 6-speed manual	£44,065.00	£52,878.00	£45,090.00	£54,039.00
	2.0TDI 140PS FWD 8-speed automatic	£46,040.00	£55,248.00	£47,065.00	£56,409.00
Luton					
Startline long wheelbase, single cab					
CR35	2.0TDI 140PS FWD 6-speed manual	£43,520.00	£52,224.00	£44,545.00	£53,385.00
	2.0TDI 140PS FWD 8-speed automatic	£45,495.00	£54,594.00	£46,520.00	£55,755.00
Startline long wheelbase, single cab with tail lift					
CR35	2.0TDI 140PS FWD 6-speed manual	£46,370.00	£55,644.00	£47,395.00	£56,805.00
	2.0TDI 140PS FWD 8-speed automatic	£48,345.00	£58,014.00	£49,370.00	£59,175.00

* Please [click here](#) for more details on manufacturer's on the road (OTR) package.

Volkswagen Commercial Vehicles may change RRP's at any time (this includes where there are government changes in regulation and/or legislation). There may be a delay to any RRP displaying correctly on our materials. Always obtain prices from your chosen authorised Van Centre.

Chassis cab options

Startline
Single/Double cab

Paint	PR Code	Van	Basic exc. VAT	Total RRP inc. VAT
Solid. Bright Orange (E3E3/2JB) ¹ , Candy White (B4B4), Cherry Red (4B4B), Deep Ocean (OPOP), Ontario Green (V7V7).	As shown	Chassis cab	○	○
Metallic. Indium Grey (X3X3), Reflex Silver (8E8E).	As shown	Chassis cab	£1,220.00	£1,464.00
Pearl effect. Deep Black (2T2T).	As shown	Chassis cab	£1,315.00	£1,578.00
Interior trim				
Seat trim covers in Austin fabric. Seats in Titanium Black/dashboard upper-lower in Titanium Black-Palladium/flooring in Pearl Grey.	NOL/AS	Chassis cab	●	●
Seat trim covers in Memphis fabric. Seats in Titanium Black/dashboard upper-lower in Titanium Black-Palladium/flooring in Pearl Grey.	N2C/AS	Chassis cab	£25.00	£30.00
Seat trim covers in Leatherette – Mesh. Seats in Palladium-Titanium Black/dashboard upper-lower Titanium Black-Palladium/floor covering in Pearl Grey.	NOC/AL	Chassis cab	£55.00	£66.00
Seat trim covers in Robust fabric. Seats in Palladium-Titanium Black/dashboard upper-lower Titanium Black-Palladium/floor covering in Pearl Grey.	N1C/AL	Chassis cab	£135.00	£162.00
Seating				
Basic single driver's seat.	3SH	Chassis cab	●	●
Basic single passenger seat.	3TH	Chassis cab	-£240.00	-£288.00
Comfort single driver's seat. With longitudinal seat adjustment, adjustable backrest, height adjustment, 2-way lumbar support, adjustable seat cushion angle and a single armrest on the inner side.	3SE	Chassis cab	£205.00	£246.00
Comfort single passenger seat.	3TE	Chassis cab	○	○
Comfort plus single driver's seat. With longitudinal seat adjustment, adjustable backrest, height adjustment, 4-way electronic lumbar support, adjustable seat cushion angle and a two armrests.	3SF	Chassis cab	£290.00	£348.00
Comfort plus single passenger seat.	3TF	Chassis cab	○	○
Dual passenger seat in cab with storage compartment and folding tray in backrest.	3TS	Chassis cab	●	●
ergoComfort driver's seat.	3SP	Chassis cab	£345.00	£414.00
ergoComfort passenger seat.	3TP	Chassis cab	£230.00	£276.00
ergoActive driver's seat. Including massage function.	3SK	Chassis cab	£410.00	£492.00

● Standard – Not available ○ At no extra cost

Where additional equipment is required by chosen options, this will be at additional cost. See the relevant option for recommended pricing or consult your local authorised Van Centre. Some options may not be compatible with other options. To check the availability of your chosen options, please use our configurator or consult your local authorised Van Centre.

¹ Bright Orange – this comes without the standard painted trim panel in the bumper.

Volkswagen Commercial Vehicles may change RRP's at any time (this includes where there are government changes in regulation and/or legislation). There may be a delay to any RRP displaying correctly on our materials. Always obtain prices from your chosen authorised Van Centre.

Chassis cab options (continued)

Startline
Single/Double cab

Wheel and tyre accessories

	PR Code	Van	Basic exc. VAT	Total RRP inc. VAT
All-weather tyres.	VG1	Chassis cab	£200.00	£240.00
Lockable wheel bolts.	1PB	Chassis cab	£25.00	£30.00
Wheel trims.	1ND	Chassis cab	£75.00	£90.00

Audio and communications

Composition Audio. With 5" display, USB and mobile phone interface.	17D	Chassis cab	●	●
Composition Colour DAB with 6.5" touch-screen. USB interface, four speakers (two tweeters and two woofers), multi-function display plus, mobile phone interface, App-Connect and We Connect.	ZI4	Chassis cab	£515.00	£618.00
DAB digital radio. Only in combination with Composition Colour with 8" touch-screen (ZI4), Discover Media navigation system with 8" touch-screen (ZI7) or Discover Media navigation system including 'Streaming & Internet' with 8" touch-screen (ZIE).	QV3	Chassis cab	○	○
Discover Media navigation system with 8" touch-screen. USB interface, four speakers (two tweeters and two woofers), multi-function display plus, mobile phone interface, App-Connect and We Connect preparation.	ZI7	Chassis cab	£1,140.00	£1,368.00
Discover Media navigation system including 'Streaming & Internet' with 8" touch-screen. USB interface, four speakers (two tweeters and two woofers), multi-function display plus, mobile phone interface, App-Connect and We Connect preparation.	ZIE	Chassis cab	£1,500.00	£1,800.00
e-Call and We Connect preparation. Only in combination with Overhead storage compartment (QE4).	R22	Chassis cab	○	○
Multi-function display.	9S5	Chassis cab	●	●

Comfort and convenience

Convex exterior mirrors with large brace (left and right), for 2,200mm maximum bodywork width.	ZB2	Chassis cab	£65.00	£78.00
Exterior mirrors with brace (registration possible as of bodywork width of 2,160mm) and position lights on roof.	ZB1	Chassis cab	£115.00	£138.00
Glove compartment – illuminated with lockable lid.	4Z3	Chassis cab	●	●
Overhead storage compartment with two 1-DIN slots and reading light.	QE4	Chassis cab	£140.00	£168.00
Step illumination – with on/off control.	9N2	Chassis cab	£55.00	£66.00

● Standard – Not available ○ At no extra cost

Where additional equipment is required by chosen options, this will be at additional cost. See the relevant option for recommended pricing or consult your local authorised Van Centre. Some options may not be compatible with other options. To check the availability of your chosen options, please use our configurator or consult your local authorised Van Centre.

Detailed information regarding tyre efficiency labelling and technical specifications on all potential tyre fitments can be found by visiting the Volkswagen Commercial Vehicles online car configurator at www.volkswagen-vans.co.uk/en/configurator.html

Volkswagen Commercial Vehicles may change RRP's at any time (this includes where there are government changes in regulation and/or legislation). There may be a delay to any RRP displaying correctly on our materials. Always obtain prices from your chosen authorised Van Centre.

Chassis cab options (continued)

Startline
Single/Double cab

Driver assistance	PR Code	Van	Basic exc. VAT	Total RRP inc. VAT
Adaptive Cruise Control (ACC). Manual engines only.	8T7	Chassis cab	£970.00	£1,164.00
Adaptive Cruise Control (ACC). Automatic engines only.	8T8	Chassis cab	£970.00	£1,164.00
Cruise control with speed limiter.	8T6	Chassis cab	£345.00	£414.00
Driver alert system.	EM1	Chassis cab	●	●
Front Assist including City Emergency Braking System.	6K2/9S3	Chassis cab	●	●
Front fog lights with cornering function.	8WH	Chassis cab	£245.00	£294.00
Lane Keeping Assist.	7Y4	Chassis cab	£475.00	£570.00
Leather heated multi-function steering wheel.	2ZW	Chassis cab	£510.00	£612.00
LED headlights with separate LED daytime running lights.	8IT	Chassis cab	£1,000.00	£1,200.00
Lights & Vision pack A. Includes auto-dimming rear-view mirror, automatic headlights with daytime running lights and windscreen wiper and intermittent control with rain sensor.	ZA3	Chassis cab	£240.00	£288.00
Lights & Vision pack B. Includes auto-dimming rear-view mirror, automatic headlights with daytime running lights and windscreen wiper and intermittent control with rain sensor and High Beam Assist.	ZLS	Chassis cab	£365.00	£438.00
Multi-function steering wheel.	2ZA	Chassis cab	£315.00	£378.00
Body and chassis				
Body-coloured front bumper.	2JF	Chassis cab	£60.00	£72.00
Mudflaps – front.	6N3	Chassis cab	£55.00	£66.00
Side marker lights.	8F1	Chassis cab	●	●
Towbar – fixed.	1D1	Chassis cab	£625.00	£750.00
Towbar – including wiring harness and control unit for trailer stabilisation.	1D7	Chassis cab	£215.00	£258.00
Towbar – preparation with bracket socket and cable.	1D8	Chassis cab	£515.00	£618.00
Position lights (front on the roof and clearance marker light in the tail lights).	6S3	Chassis cab	£55.00	£66.00
Side marker lights preparation.	7R8	Chassis cab	○	○
Uprated suspension/shock absorption in front and rear.	1BJ	Chassis cab	£170.00	£204.00
Wing mirrors – electrically heated and adjustable.	6XN	Chassis cab	£110.00	£132.00

● Standard – Not available ○ At no extra cost

Where additional equipment is required by chosen options, this will be at additional cost. See the relevant option for recommended pricing or consult your local authorised Van Centre. Some options may not be compatible with other options. To check the availability of your chosen options, please use our configurator or consult your local authorised Van Centre.

Volkswagen Commercial Vehicles may change RRP's at any time (this includes where there are government changes in regulation and/or legislation). There may be a delay to any RRP displaying correctly on our materials. Always obtain prices from your chosen authorised Van Centre.

Chassis cab options (continued)

Startline
Single/Double cab

Cargo	PR Code	Van	Basic exc. VAT	Total RRP inc. VAT	
Rubber all-weather mats in cab.	YSA	Chassis cab	£55.00	£66.00	
Electrical					
Smart tachograph – digital. A smart tachograph is installed in the additional console mounted on the dashboard. Data such as the driven speeds, driving and rest periods are saved on the instrument's internal driver card. A driver card must be inserted into the device for use. Standard on CR50 models.	9NI	Chassis cab	£675.00	£810.00	
Preparation for smart tachograph – digital. Includes mounting console on dashboard and wiring harness.	9NF	Chassis cab	£355.00	£426.00	
Heating and ventilation					
Climatic air conditioning in cab.	See Business Pack offer.	KH6	Chassis cab	£1,565.00	£1,878.00
Safety and security					
Airbag – driver's.	4UC	Chassis cab	●	●	
Airbags – driver's and passenger's airbag with front passenger's airbag deactivation.	4UF	Chassis cab	£210.00	£252.00	
Airbags – driver's side and curtain.	4X6	Chassis cab	£805.00	£966.00	
Airbags – driver's and front passenger's side and curtain.	4X3	Chassis cab	£945.00	£1,134.00	
Anti-theft alarm system – with interior monitoring, back-up horn and tow-away protection. Overhead storage compartment with two 1-DIN slots and reading light.	See Business Pack offer.	7AQ/QE4	Chassis cab	£700.00	£840.00
Anti-theft alarm system – with interior monitoring, back-up horn and tow-away protection. Overhead storage compartment with two 1-DIN slots and reading light. Also including SAFELOCK.	4K3/7AQ/QE4	Chassis cab	£700.00	£840.00	
Automatic Post-Collision Braking.	1AS	Chassis cab	●	●	
Two remote control folding keys.	8QJ	Chassis cab	●	●	
Tyre pressure warning light.	7K3	Chassis cab	£345.00	£414.00	

● Standard – Not available ○ At no extra cost

Where additional equipment is required by chosen options, this will be at additional cost. See the relevant option for recommended pricing or consult your local authorised Van Centre. Some options may not be compatible with other options. To check the availability of your chosen options, please use our configurator or consult your local authorised Van Centre.

Upgrade with the Business Pack.

You can drive away in an upgraded Volkswagen Crafter chassis cab for less thanks to the Business Pack. The discounted pack features air-conditioning, an alarm and an overhead storage compartment in the cab for as little as £1,380 +VAT. That's a saving for you and your business.



Chassis cab options (continued)

Startline
Single/Double cab

Windows	PR Code	Van	Basic exc. VAT	Total RRP inc. VAT
Heated windscreen.	4GX	Chassis cab	£245.00	£294.00
Rear window including rear-view mirror.	ZHF	Chassis cab	£145.00	£174.00
Business Pack				
Anti-theft alarm system – with interior monitoring, back-up horn and tow-away protection. Overhead storage compartment with two 1-DIN slots and reading light. Climatic air conditioning in cab. Not applicable with Flatframe chassis.	W56	Chassis cab	£1,380.00	£1,656.00
Business Pack offer.				
Seating				
Without passenger's seat.	3TA	Chassis cab	○	○
Wheel and tyre accessories				
16" steel wheels. 6.5J x 16 with 1,050kg load in Black.	C1G	Chassis cab	○	○
Tyre mobility kit in lieu of spare wheel. Includes 12V compressor and tyre sealant.	1G8	Chassis cab	○	○

● Standard – Not available ○ At no extra cost

Where additional equipment is required by chosen options, this will be at additional cost. See the relevant option for recommended pricing or consult your local authorised Van Centre. Some options may not be compatible with other options. To check the availability of your chosen options, please use our configurator or consult your local authorised Van Centre.

Detailed information regarding tyre efficiency labelling and technical specifications on all potential tyre fitments can be found by visiting the Volkswagen Commercial Vehicles online car configurator at www.volkswagen-vans.co.uk/en/configurator.html

Volkswagen Commercial Vehicles may change RRP's at any time (this includes where there are government changes in regulation and/or legislation). There may be a delay to any RRP displaying correctly on our materials. Always obtain prices from your chosen authorised Van Centre.

Upgrade with the Business Pack.

You can drive away in an upgraded Volkswagen Crafter chassis cab for less thanks to the Business Pack. The discounted pack features air-conditioning, an alarm and an overhead storage compartment in the cab for as little as £1,380 +VAT. That's a saving for you and your business.



Chassis cab converter options

Startline
Single/Double cab

Body and chassis	PR Code	Van	Basic exc. VAT	Total RRP inc. VAT
Driver door, reinforced (hinge).	OD3	Chassis cab	£60.00	£72.00
Drive-under protection, rear.	OS1	Chassis cab	£110.00	£132.00
End cross member, narrow design with L = 1,149mm and H = 225mm, bolted.	AT2	Chassis cab	£50.00	£60.00
Front axle – heavy duty (2,200kg load).	VV8	Chassis cab	£280.00	£336.00
Preparation for rear combination light, with extended cable.	8SY	Chassis cab	£35.00	£42.00
Rear combination lights with extended cable.	8SE	Chassis cab	£35.00	£42.00
Rotating emergency light preparation.	9LX	Chassis cab	£40.00	£48.00
Suspension and shock absorbers, uprated heavy-duty stabilisers.	2MG	Chassis cab	£295.00	£354.00
Without end cross member.	AT0	Chassis cab	○	○
Electrical				
Acoustic warning signal when reverse gear is engaged, can be deactivated.	IL2	Chassis cab	£275.00	£330.00
AGM battery (95Ah, 520A) and stronger generator 180A.	NY4	Chassis cab	£310.00	£372.00
Battery – main switch.	9BE	Chassis cab	£100.00	£120.00
Battery – uprated 110Ah.	NY2	Chassis cab	£45.00	£54.00
Deep-cycle AGM starter battery (92Ah, 520A). This option removes KFG preparation from the vehicle.	NY5	Chassis cab	£100.00	£120.00
Second alternator 180A. This option is only in combination with Climatic air conditioning and various different terminal blocks and function controls at an additional cost.	8HI	Chassis cab	£665.00	£798.00

● Standard – Not available ○ At no extra cost

Where additional equipment is required by chosen options, this will be at additional cost. See the relevant option for recommended pricing or consult your local authorised Van Centre. Some options may not be compatible with other options. To check the availability of your chosen options, please use our configurator or consult your local authorised Van Centre.

Volkswagen Commercial Vehicles may change RRP's at any time (this includes where there are government changes in regulation and/or legislation). There may be a delay to any RRP displaying correctly on our materials. Always obtain prices from your chosen authorised Van Centre.

Chassis cab converter options (continued)

Startline
Single/Double cab

Electrical (continued)

	PR Code	Van	Basic exc. VAT	Total RRP inc. VAT
Second AGM battery with cut-off relay 92Ah 520A.	8FB	Chassis cab	£340.00	£408.00
Second AGM battery with cut-off relay 95Ah 450A.	8FD	Chassis cab	£340.00	£408.00
Second AGM battery with cut-off relay and battery monitoring 92Ah 520A.	8FE	Chassis cab	£390.00	£468.00
Second battery with cut-off relay and battery monitoring 95Ah 450A.	8FK	Chassis cab	£390.00	£468.00
Terminal block.	IS1	Chassis cab	£80.00	£96.00
Terminal block and function control module 1 with body builder (ABH) programming.	IS2	Chassis cab	£390.00	£468.00
Terminal block and function control module 1 with telematics preparation and body builder (ABH) programming.	IS3	Chassis cab	£625.00	£750.00
Terminal block and function control module 2 with body builder (ABH) programming.	IS7	Chassis cab	£415.00	£498.00
Terminal block and preparation for function control module 2 with telematics preparation and body builder ABH programming. Customer specific function control module (KFG Mid) WLAN, USB and Bluetooth®.	IS8	Chassis cab	£670.00	£804.00

Heating and ventilation

Water auxiliary heater. With programmable parking heater and remote control.	7VL	Chassis cab	£1,005.00	£1,206.00
--	-----	-------------	-----------	-----------

Safety and security

Speed limiter – 62mph.	7H2	Chassis cab	£105.00	£126.00
Speed limiter – 74mph.	7H3	Chassis cab	£105.00	£126.00

● Standard – Not available ○ At no extra cost

Where additional equipment is required by chosen options, this will be at additional cost. See the relevant option for recommended pricing or consult your local authorised Van Centre. Some options may not be compatible with other options. To check the availability of your chosen options, please use our configurator or consult your local authorised Van Centre.

Volkswagen Commercial Vehicles may change RRP's at any time (this includes where there are government changes in regulation and/or legislation). There may be a delay to any RRP displaying correctly on our materials. Always obtain prices from your chosen authorised Van Centre.

Upgrade with the Business Pack.

You can drive away in an upgraded Volkswagen Crafter chassis cab for less thanks to the Business Pack. The discounted pack features air-conditioning, an alarm and an overhead storage compartment in the cab for as little as £1,380 +VAT. That's a saving for you and your business.



Accessories

100% safety and security. 100% Volkswagen.

Add extra security, protection and practicality to your new Crafter chassis cab, while still keeping it 100% Volkswagen. Our range of rugged and long-lasting Accessories are a perfect match for fit and allow you to truly customise your vehicle. Whether you want added technology or need extra flexibility with a sturdy towbar, there's something in our Accessories range for you. And remember, most Accessories include a two-year warranty for added peace-of-mind.



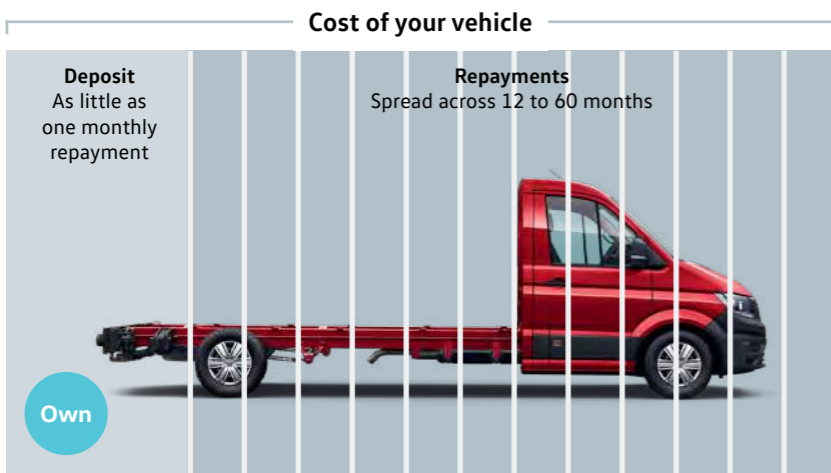
Illustrations may include options at extra charge. Please contact your local Volkswagen Commercial Vehicles Van Centre for details of the standard equipment and optional extras available.

Want to discover more?
Pop into your nearest Van Centre
or call **0800 717 131.**

Finance made simple

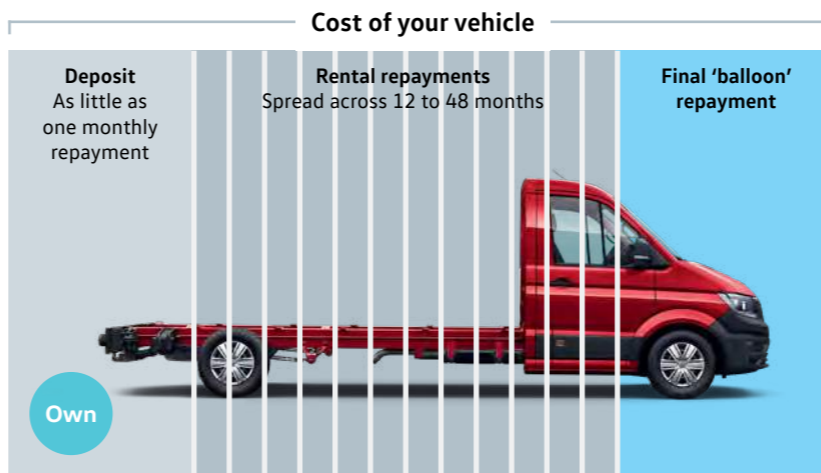
As dedicated to finance as we are to your new Crafter chassis cab

Learn more about our range of finance products to find a finance package that suits your budget. Alternatively, 'Click on' the Offers & Finance button above to find out more about our latest offers to help your business thrive.



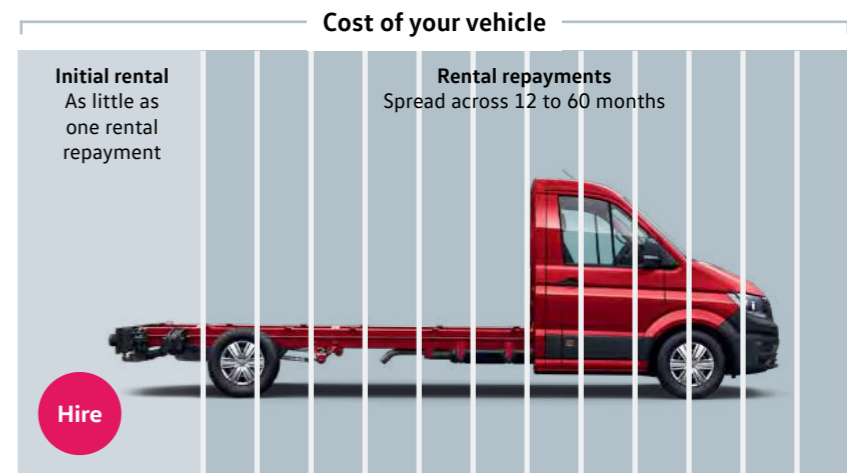
Hire Purchase

Make all the regular monthly payments. At the end the vehicles is yours.



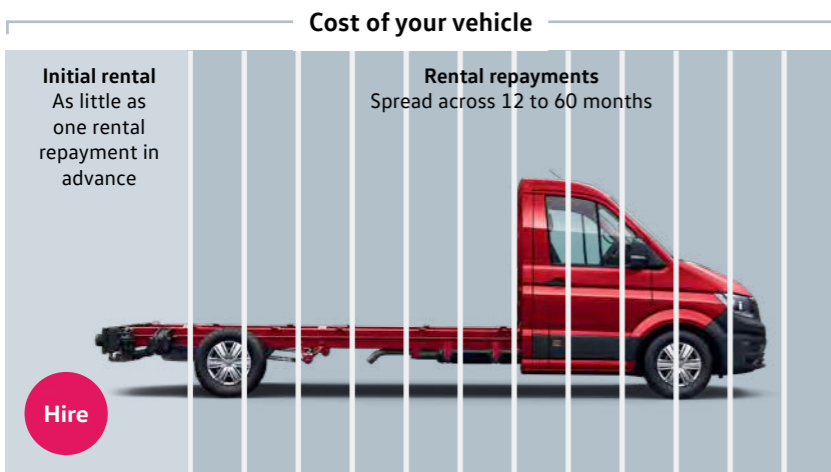
Lease Purchase

Make lower monthly payments by deferring an amount until the end. Once paid the vehicle is yours.



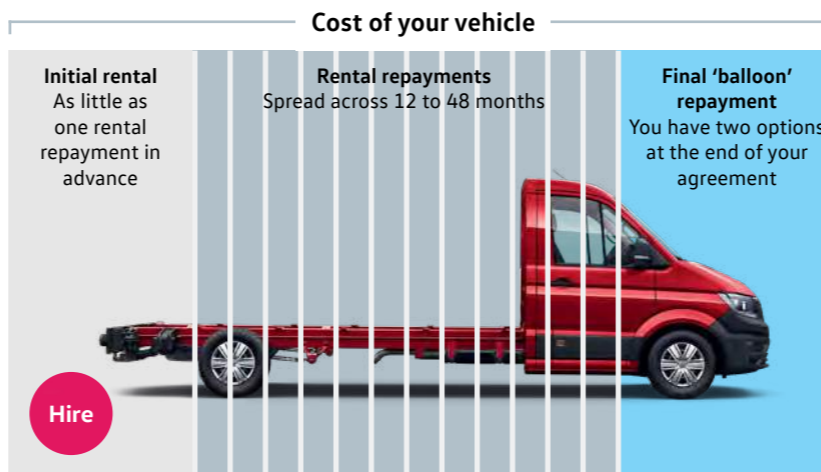
Contract Hire

Pay fixed monthly rentals to hire the vehicle. Look after it so at the end you can return it hassle free.



Finance Lease (full pay out)

Pay monthly rentals to hire the vehicle. At the end you have two options. Sell the vehicle and receive a percentage of the sale proceeds. Or retain the use of your vehicle by paying a reduced annual rental.



Finance Lease (balloon repayment)

Pay monthly rentals to hire the vehicle. At the end you have two options. Sell the vehicle to settle the outstanding amount and receive any excess sale proceeds. Or pay the 'balloon' payment and retain the use of your vehicle by paying a reduced annual rental.

Illustrations include options at extra charge. Please contact your local Volkswagen Commercial Vehicles Van Centre for details of the standard equipment and optional extras applicable in your country.

Finance subject to status. Available to 18s and over in the UK only. Terms and Conditions apply. Volkswagen Commercial Vehicle Financial Services.

Finance, insurance, servicing and warranties

Finance and insurance.¹

When it comes to paying for your van, we've got options including Contract Hire and Finance Lease, or Hire Purchase. We can also offer you competitive insurance with lots of features and benefits as standard.

A choice of packages.²

Whether you prefer to lease your vehicles, with none of the concerns of ownership and the freedom to change models easily, or purchase outright to own the vehicle that's perfect for your business, we're here to help you consider your options.

You can go flexible, by choosing a payment plan that suits your finances, with options to reduce your monthly costs and your repayment period. Or choose a fixed monthly price that allows you to budget confidently for the longer term.

You can even include your road tax and servicing costs to arrive at one simple, all-inclusive payment. For more information, pick up a finance brochure, or ask at your Van Centre.

Volkswagen Commercial Vehicle Van Insurance.³

Complimentary Drive Away Insurance

Every new and used Volkswagen Commercial Vehicle comes with five days' complimentary Drive Away Insurance, so you can enjoy your new vehicle from day one. We will also provide you with a quote, giving you the option to purchase annual cover, so you can enjoy the same peace-of-mind for a further twelve months. Please speak to your local Volkswagen Van Centre for further details.

Subject to eligibility. Five days' Drive Away Insurance cannot be used in conjunction with any other insurance offer.

Annual Insurance

Comprehensive van insurance, designed specifically for Volkswagen Commercial Vehicles, to offer you maximum convenience with minimum hassle – just as you'd expect.

If you take out a new Volkswagen Commercial Vehicle Van Insurance policy you will receive the following benefits at no additional cost:

- All repairs are carried out by Volkswagen Commercial Vehicles' Trained Technicians in Volkswagen Commercial Vehicles' Authorised Repairers
- Genuine parts and accessories (excludes windscreen claims)
- Courtesy van while yours is being repaired
- Cover for the full cost of repairs to chips or other small damage to your windscreen
- Up to 90 days' foreign travel cover, when using your van abroad
- Up to £250 cover for personal belongings that are lost or damaged following an accident, fire or theft

For more information or to get a quote, call us on: **0345 877 6355**

We're available Monday to Friday 9am-6pm.

Alternatively, visit: www.insurewithwvcv.co.uk

Volkswagen Commercial Vehicle GAP Insurance.⁴

If your Volkswagen Commercial Vehicle is written off, your motor insurer will usually settle your claim based on the current market value of your vehicle. This could be substantially less than the original value of your vehicle.

Volkswagen Commercial Vehicle GAP (also known as 'Guaranteed Asset Protection') Insurance helps to bridge the payment gap to get you back in a new Volkswagen Commercial Vehicle. Whether you purchase, finance, lease or hire your vehicle, Volkswagen Commercial Vehicle GAP Insurance is available and can be arranged up to 60 days after you have collected your new or used vehicle.

For more information about Volkswagen Commercial Vehicle GAP Insurance, visit: www.insurewithwvcv.co.uk/gap-insurance

Servicing and support.

We're here to keep your business moving, with our range of three award-winning⁵ servicing and maintenance options, as well as free Roadside Assistance. Some exclusions apply. For more detail, please visit: www.volkswagen-vans.co.uk/aftersales

Fixed cost maintenance.

This option is available for vehicles that are less than twelve months old and have covered less than 10,000 miles. It makes budgeting easier by splitting the cost of servicing into fixed monthly payments – whether you want Service only; Service and Maintenance; or Service, Maintenance and Tyres.

Fixed price servicing.⁶

If you can pay for more than one service upfront, we'll help by reducing your costs. Buy two upfront and you'll receive one interim and one full service at a discounted rate. Buy four and you'll receive two interim and two full services, with your next MOT also included. You can also spread the cost with monthly payments, helping you budget⁷.

Pay on demand.

If you're looking for freedom and flexibility with your servicing, it's good to know we're ready when you are. So with our third option, you can choose to pay for your services as and when you need them, with our National Service Pricing. Ask your Van Centre for an up-to-date pricing guide.

Roadside Assistance.

We understand the need to keep you mobile. That's why all new vans come with three-year, unlimited mileage roadside cover. Should the unexpected happen, one call gets you straight through to a team trained to help you through any breakdown or accident. Supporting you every day will be a team of vehicle technicians, fully-trained by Volkswagen and carrying the latest diagnostic equipment, specialist tools and parts.

Assistance benefits include:

- Assistance at home, by the roadside or place of work.
- Recovery to your preferred location.
- Onward travel, for you and your cargo.
- Cover 24 hours a day, 365 days a year.
- Free cover for three years (on new vehicles).
- Unlimited mileage.
- European cover.
- Option to extend cover beyond three years.

Warranties.

You can count on us long after you purchase your new Crafter chassis cab, thanks to its comprehensive three-year unlimited mileage warranty. You choose Volkswagen because your business depends on it, year in, year out. While your new Crafter chassis cab is under warranty, we'll fix any defect in manufacture or workmanship free of charge, even if you purchase and service the vehicle at different Van Centres. Some exclusions apply and the vehicle must be cared for using the guidance in your owner's manual.

For more detail, please visit www.volkswagen-vans.co.uk/aftersales.

Extended warranty.

You can also extend your warranty beyond the standard warranty period, choosing either Comprehensive or Major Component cover, as a one-off or monthly payment.

For more detail of cover levels, along with terms and conditions, please visit www.volkswagencvwarranty.co.uk where you'll also be able to obtain a quote and purchase an extended warranty.

Paint and body warranty.

Your new Crafter chassis cab's exterior paintwork is covered against manufacturing defects for a period of three years, while its body sections and panels are covered against rusting through from the inside for twelve years. Some exclusions apply and the vehicle must be cared for using the guidance in your owner's manual.

¹ Volkswagen Commercial Vehicles Insurance and Volkswagen Commercial Vehicle Financial Services are trading names of Volkswagen Financial Services (UK) Limited, Brunswick Court, Yeomans Drive, Blakelands, Milton Keynes MK14 5LR, which is authorised and regulated by the Financial Conduct Authority (FCA). Registered in England and Wales number: 2835230. Volkswagen Financial Services (UK) Limited financial services register number is 311988.

² An offer of finance depends on certain conditions. Finance subject to status. Available to 18s and over. Terms and conditions apply. Volkswagen Commercial Vehicle Financial Services.

³ Volkswagen Commercial Vehicle Insurance is arranged by U K Insurance Business Solutions Limited and is underwritten by U K Insurance Limited. Calls may be recorded. Volkswagen Commercial Vehicle Financial Services is a trading name of Volkswagen Financial Services (UK) Limited ('VWFS UK'). Registered office: Brunswick Court, Yeomans Drive, Blakelands, Milton Keynes MK14 5LR. Volkswagen Insurance Service (Great Britain) Limited is an appointed representative of VWFS UK. VWFS UK is authorised and regulated by the Financial Conduct Authority. VWFS UK and U K Insurance Limited are not part of the same corporate group.

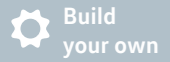
⁴ Volkswagen Commercial Vehicle GAP Insurance is administered by Abraxas Insurance Administration Services and underwritten by MAPFRE Asistencia Compañía Internacional de Seguros y Reaseguros, S.A. ('MAPFRE'). VWFS UK is not part of the same corporate group as MAPFRE and Abraxas Insurance Administration Services Limited.

⁵ Business Vans Awards 2014 and 2015: Best Service Package for Van Owners.

⁶ Class 4 MOT only. This option is available to all new and used vehicles up to seven years old with no mileage restrictions.

⁷ Pay monthly option eligible on vehicles with under 200,000 miles at point of activation.

Exterior	Interior	Drive systems	Assistance systems	Crafter chassis cab	Completed chassis cabs	Crafter Bodies & Conversions	Flatframe chassis cab	Business Pack	Equipment	Paint & upholstery	Infotainment & connectivity	Technical information	Price list	Accessories	Finance options	Finance, insurance, servicing & warranties
----------	----------	---------------	--------------------	---------------------	------------------------	------------------------------	-----------------------	---------------	-----------	--------------------	-----------------------------	-----------------------	------------	-------------	-----------------	--



Build
your own



Find a
Tour Centre



Test drive



Offers &
Finance



Conversions



The Crafter chassis cab

This brochure supersedes all previous publications.

Issue: 1 September 2022

www.volkswagen-vans.co.uk

Please note: Screen technology does not allow exact reproduction of the paint and upholstery colours. Some of the vehicles shown are European specification and may be fitted with optional equipment or accessories that are available at extra cost, or do not reflect current specification. All data and specifications are in accordance with information available at the time of publication and are subject to change without notice. Vehicles not currently in UK stock and customer order vehicles may take a number of weeks for delivery. Certain combinations of vehicle specifications and factory-fitted options are not compatible and therefore all orders received are subject to confirmation. Models, factory fitted-options and paint and upholstery options are subject to availability. Please check details and availability with an authorised Volkswagen Van Centre at the time of ordering.