

The Grand California Brochure



Commercial
Vehicles

Build your own

Find a Tour Centre

Test drive

Offers & Finance

Conversions



The Grand California.
GRAND FREEDOM.

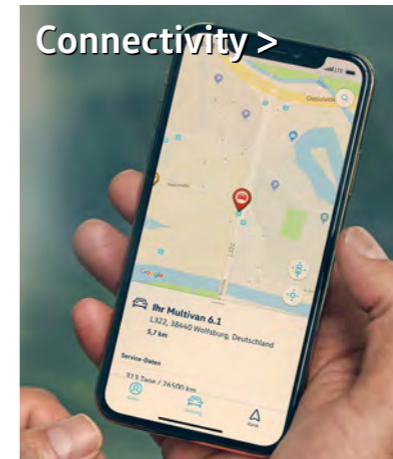

The California has embodied freedom and adventure for generations. In the Grand California, you can take freedom to the next level. With its high level of ride comfort, top class workmanship and premium equipment, it's perfect for even the longest journeys. Both model variants come with a full wet room, a kitchen area, and a rear bed – meaning you can now enjoy a holiday in every corner of the globe.

WHATCAR?

**VAN AND
COMMERCIAL
VEHICLE
AWARDS
2022**

Best Aftersales
Volkswagen
Commercial Vehicles

CONTENTS.



The Grand California 600. **GRAND HOLIDAYS.**

The Grand California 600 is the ideal size for a wonderful extended family holiday. With a length of 6.00m and height of 2.97m, it is also compact enough for small camp sites, while also big enough for a family of four with two children. This is thanks to the optional over-cab bed for the little ones.



» The Grand California 600


Illustrations include options at extra cost.

Exterior	Interior	Engines	Assistance systems	Equipment	Paint, wheels and upholstery	Connectivity	Accessories	Technical information	Price list	Finance, insurance, servicing and warranties
-----------------	----------	---------	--------------------	-----------	------------------------------	--------------	-------------	-----------------------	------------	--



The Grand California 680.
GRAND MOMENTS.

Follow your instincts, discover new destinations, and make an unplanned stop at a beautiful location: with the Grand California 680, you can design your journey any way you want. The 6.80m mobile home has everything you need on board – and plenty of space for an unforgettable experience.

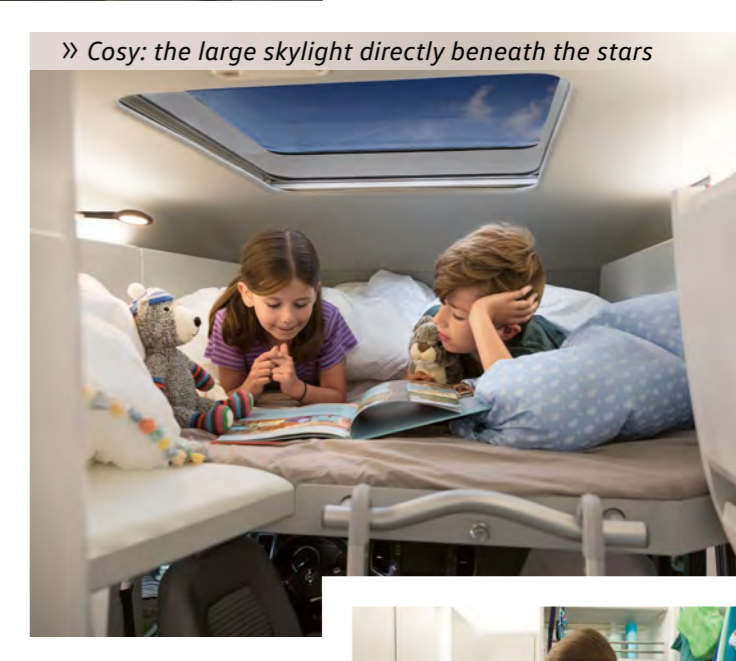


» The Grand California 680

Illustrations include options at extra cost.

Exterior	Interior	Engines	Assistance systems	Equipment	Paint, wheels and upholstery	Connectivity	Accessories	Technical information	Price list	Finance, insurance, servicing and warranties
----------	----------	---------	--------------------	-----------	------------------------------	--------------	-------------	-----------------------	------------	--

The Grand California 600. **GRAND HOME.**



» *Cosy: the large skylight directly beneath the stars*



The highlights

- » Compact motorhome with multifunctional interior
- » Transverse bed with space for two adults
- » Optional over-cab bed with large skylight
- » Kitchen with gas hob, sink and 70 litre fridge
- » Air- and water-based heater powered by gas or electricity as required
- » Various USB, 12V and 230V sockets throughout the interior
- » Fully equipped wet room with shower and toilet
- » 110 litre fresh water tank, 90 litre waste water tank

» *Homely: the dining area with seating bench and swivel seats*

Illustrations include options at extra cost.

The Grand California 680. GRAND HOTEL.



» Spacious: the cab for an enjoyable journey



» Functional: the kitchen area for ambitious holiday chefs

» Comfortable: the wide rear bed for a good night's sleep

The highlights

- » Comfortable motorhome with a sleek, light and airy modern interior
- » Longitudinal bed with space for two adults
- » Plenty of storage areas, cabinets and stowage space
- » Kitchen with gas hob, sink and 70 litre fridge
- » Air- and water-based heater powered by gas or electricity as required
- » Various USB, 12V and 230V sockets throughout the interior
- » Fully equipped wet room with shower and toilet
- » 110 litre fresh water tank, 90 litre waste water tank

Illustrations include options at extra cost.

Build your own

Find a Tour Centre

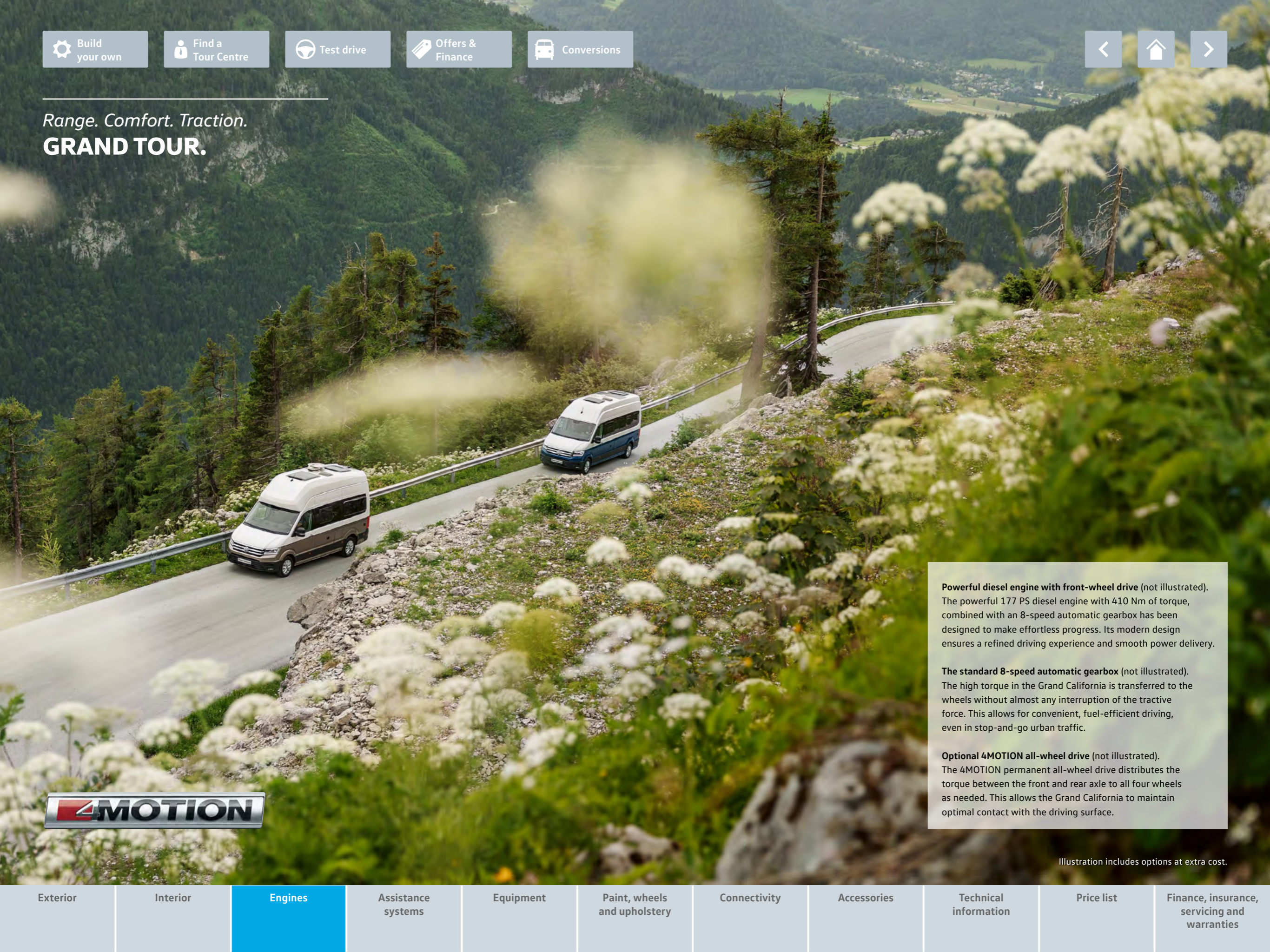
Test drive

Offers & Finance

Conversions



Range. Comfort. Traction.
GRAND TOUR.



Powerful diesel engine with front-wheel drive (not illustrated).
The powerful 177 PS diesel engine with 410 Nm of torque, combined with an 8-speed automatic gearbox has been designed to make effortless progress. Its modern design ensures a refined driving experience and smooth power delivery.

The standard 8-speed automatic gearbox (not illustrated).
The high torque in the Grand California is transferred to the wheels without almost any interruption of the tractive force. This allows for convenient, fuel-efficient driving, even in stop-and-go urban traffic.

Optional 4MOTION all-wheel drive (not illustrated).
The 4MOTION permanent all-wheel drive distributes the torque between the front and rear axle to all four wheels as needed. This allows the Grand California to maintain optimal contact with the driving surface.

Illustration includes options at extra cost.

Exterior

Interior

Engines

Assistance systems

Equipment

Paint, wheels and upholstery

Connectivity

Accessories

Technical information

Price list

Finance, insurance, servicing and warranties


Look forwards. Recognise. Assist. **GRAND PROSPECTS.**





Illustration includes options at extra charge. Please contact your local Volkswagen Commercial Vehicles Tour Centre for details of the standard equipment and optional extras available.

Watch video >


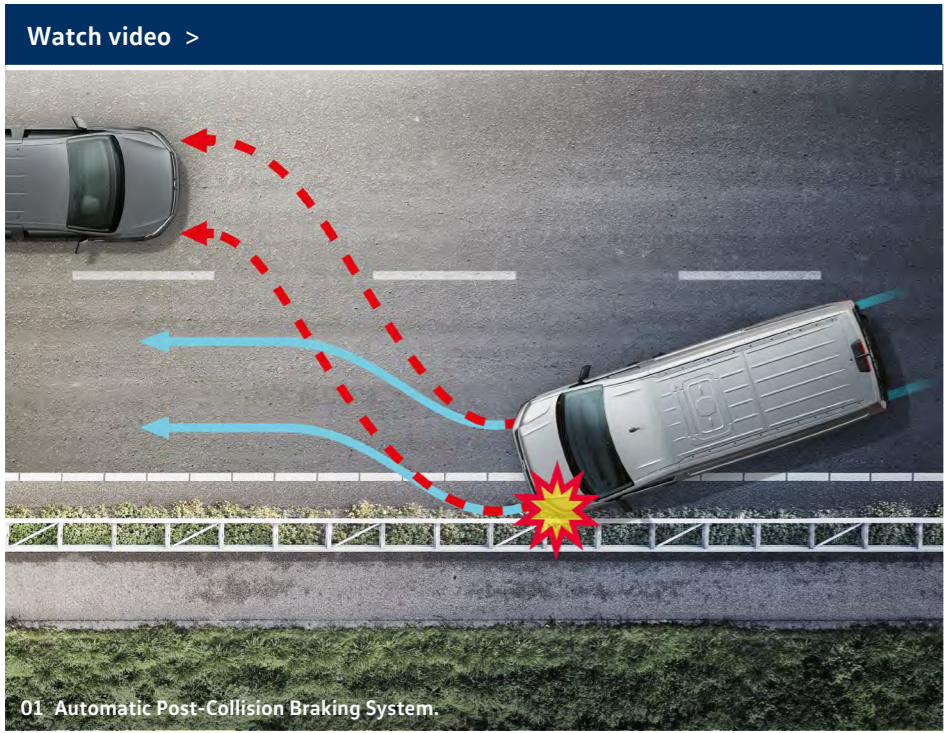


 **Front Assist with City Emergency Braking System.**
Standard on the Grand California, this detects critical distances, warns of hazardous situations and when necessary, triggers emergency braking.



 **Crosswind Assist.**
As part of the Electronic Stabilisation Programme (ESP), the standard Crosswind Assist applies adaptive braking intervention when the vehicle encounters a strong crosswind.

Images shown are for illustration purposes only and may not necessarily reflect UK specification.



(MCB) 01 Automatic Post-Collision Braking System.
Fitted as standard, the Automatic Post-Collision Braking System triggers braking after a collision, with the aim of preventing secondary collisions.

02 Adaptive Cruise Control (ACC).
Fitted as standard, the ACC uses a front radar to measure the distance (up to 120 metres) and speed relative to vehicles driving ahead. It automatically regulates the pre-set distance. ACC also includes the Front Assist with City Emergency Braking System. This detects critical distances, warns of hazardous situations and when necessary, a speed of up to 18mph triggers emergency braking.

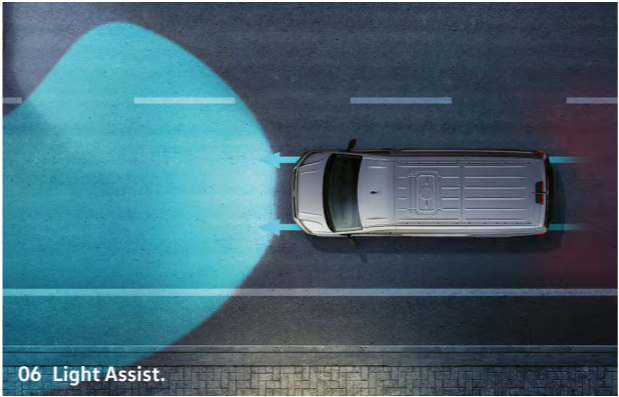
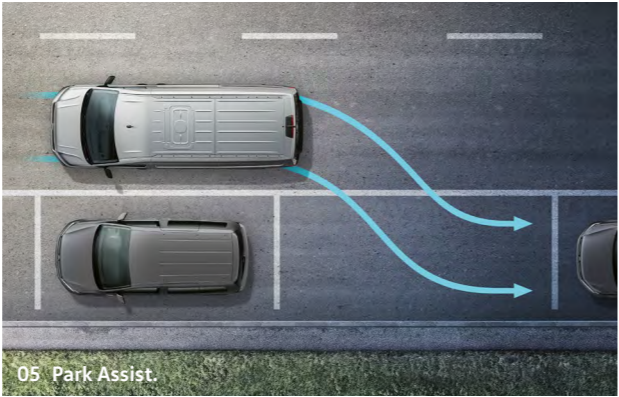
Side protection (not illustrated).
Available as an option, Side protection monitors the vehicle's sides and alerts you with visual and audible warnings if you're getting too close to other vehicles, pillars, walls or pedestrians.

03 Lane Keeping Assist.¹
Available as an option, Lane Keeping Assist countersteers the vehicle if the driver unintentionally drifts from a lane. The system also emits audible and visual warnings via the multi-function display to alert the driver of danger.



04 Rear Traffic Alert.
Available as an option, Rear Traffic Alert helps by emitting an audible warning when reversing out of a parking space if another vehicle is getting too close. If the driver fails to respond, the system intervenes and applies braking to help avoid a collision.

05 Park Assist.
This useful option aids positioning into parking spaces. When reverse is engaged, the vehicle assumes control of the steering. All that's required of the driver is to operate the accelerator and brake pedals, whilst keeping a good lookout.



06 Light Assist high-beam assistant.
This practical option automatically dips the headlights when it detects oncoming vehicles, or vehicles travelling ahead, to prevent other drivers from becoming dazzled. The system automatically switches on the high-beam headlights when the vehicle is travelling above 37mph in darkness.

¹ Within the system's thresholds.
Please contact your local Volkswagen Commercial Vehicles Tour Centre for details of the standard equipment and optional extras available.
Images shown are for illustration purposes only and may not necessarily reflect UK specification.



Electromechanical Servotronic steering.

Fitted as standard, Electromechanical Servotronic steering provides a speed-sensitive operation with active return. This improves the steering feel around the mid-point, providing improved levels of steering precision.



Electronic Stabilisation Programme (ESP).

Fitted as standard, ESP is designed to prevent the vehicle from swerving in critical driving conditions by controlled and targeted intervention in the brakes and engine management system. This helps to maximise directional stability.



Rear-view camera.¹

Simplifies parking by showing a limited view of the area behind the vehicle on the display of the radio or navigation system. Additional guidelines help the driver manoeuvre into the space. Optional on all models.



Cruise control.

At 18mph and above, the system maintains your chosen preset speed through uphill and downhill inclines. Standard on all models.



Tyre pressure monitoring system.¹

Displays the current pressure for every tyre and warns of deviations from the set pressure. Optional on all models.



Driver Alert System.¹

Uses visual and audible warning signals to recommend that the driver takes a break as soon as it registers driving behaviour that indicates tiredness. Standard on all models.



Road Sign Display.

Detects road signs and informs the driver about the current traffic situation. Optional on all models.



Fog lights with cornering function.

Ensures optimum visibility in poor weather conditions and illuminates the roadside when turning. Standard on all models.



Hill Descent Assist.²

Allows you to descend slopes in a safe, controlled way by regulating the engine speed and applying the brakes as necessary.



Hill Start Assist.

This prevents the vehicle from rolling back on inclines, making it easier to start off on uphill slopes. Standard on all models.



Lane Change Assist – Side Scan.¹

Side Scan displays a warning signal on the exterior mirror as soon as one of its sensors detects a vehicle in a blind spot during a lane change. Optional on all models.



Anti-lock braking system (ABS).¹

Prevents wheels from locking up and, thus, maintains manoeuvrability. Standard on all models.



Traction control system (ASR).

Prevents wheelspin on poor or unstable surfaces.



Electronic differential lock (EDL).

Distributes the engine torque to the tyres with the greatest traction. Optional on 4MOTION.



Driver's and front passenger's airbags.

Provides the best possible protection in the event of a frontal impact as a standard feature. Side airbags are also available as an option.




Seat belt warning.

If their seat belt is not fastened, the seat belt warning reminds the driver to fasten it with a visual warning when the engine is started, and an audible warning after setting off. Standard on all models.



¹ Within the system's thresholds. ² Only in conjunction with 4MOTION all-wheel drive. Illustration includes options at extra cost. Please contact your local Volkswagen Commercial Vehicles Tour Centre for details of the standard equipment and optional extras available.

Stow. Wash. Sleep. GRAND DREAMS.



» The cross-wise rear bed in the Grand California 600

Illustrations include options at extra cost.

04

01 Easily accessible storage compartment in the rear. There is plenty of space for storing luggage under the rear bed. Access via the rear wing doors is an extra-handy feature. Illustration shows the Grand California 680.

02 Plate springs for a great night's sleep. The plate springs offer the ideal level of comfort, regardless of what position you sleep in. Illustration shows the Grand California 680.

03 Two large skylights (0.70m x 0.60m) with integrated mosquito nets and blinds. There is one skylight above the rear bed and one at the front over the dining area.

04 Cross-wise rear bed (1.93m* x 1.36m) in the Grand California 600. Comfort is just one of the great features of the compact rear bed. Thanks to the two-part load securing equipment, everything you need for your journey can be stowed securely under the bed while you are on the move. When folded up to the side, it also features a handy loading function.

Length-wise rear bed (2.00m x 1.67m and 1.90m x 1.67m) in the Grand California 680. [Please click here for full details.](#) The spacious rear bed offers plenty of space for sleeping and storage. The bed comes with two lower cabinets and one tall wardrobe. When using the storage space under the bed, the two-piece load securing mechanisms keep everything safely in position. When folded up to the side, it also features a handy loading function.

* Length measurements are subject to a tolerance of +/- 3.5cm.



01

» Practical wet room cabinet under the basin

01 Fully equipped wet room with shower, toilet and a whole host of storage areas. The wet room is sure to impress with its well thought-out functional design. For instance, the basin can be folded up while you are using the shower or toilet. All your bits and pieces are secured on the shelves to stop them from falling down. The folding mirror can be secured in place. The motion sensor switches on the indirect lighting and vanity lights automatically. There is also a quadruple storage solution for towels. And to protect the wet room from overflowing water, it comes with two drains including a dirt trap and odour trap.



02

» The optional over-cab bed with larger skylight in the Grand California 600

02 Optional over-cab bed (1.60m–1.90m x 1.22m) with larger skylight (0.70m x 0.85m), aluminium ladder and two reading lights in the Grand California 600. [Please click here for full details.](#)

It can hold up to 150kg of weight and ample space for two children. The slatted base can be pulled out at the touch of a button and the optional over-cab bed includes a larger skylight with mosquito nets and blinds.

03 Camping windows with mosquito nets and pleated blinds. The camping windows can open wide to two positions for ventilation.



03

Illustrations include options at extra cost.

Cook. Eat. Live. GRAND HOME.




01

01 Two-piece mosquito net on the sliding door. The entire opening in the sliding door comes with retractable fly screens.

Standard camping table and two folding chairs (not illustrated). An easy to set up seating option for outdoors. After use, the table and chairs can simply be stowed in the storage pockets in the rear wing doors.

110 litre fresh water tank and 90 litre waste water tank (not illustrated). The fresh water tank is protected against frost and both tanks come with a fill level sensor.

Optional fabric awning with white or black casing (not illustrated). The hand-held crank is accessible from the outside and stored at the top of the rear panel. In the Grand California 600, the awning measures 2.5m x 3.0m and 2.5m x 3.5m in the Grand California 680.



02

02 Extra work surface in the kitchen. The Grand California 600 comes with two expandable panels which can be used to extend the kitchen if needed, whilst the Grand California 680 benefits from a longer kitchen with additional storage and worktop space.

03 Kitchen with various drawers and 70 litre refrigerator-freezer combination. The kitchen cabinet has plenty of space for kitchen appliances and crockery. The option to access the refrigerator from outside is particularly handy. Illustration shows the Grand California 680.



03



01 Twin burner gas hob and sink with folding fittings. The gas hob and sink can be used with flexibility thanks to the two-part glass cover. Illustration shows the Grand California 600.



01




02

Illustrations include options at extra cost.

02 Comfortable living and dining area with large table and four seats. The seating options in the living area boast lots of space for eating and relaxing. The flexible table can be slid back to the seating bench's backrest and can be stowed in the rear bed area prior to your journey. Illustration shows the Grand California 680.

Heat. Control. Feel at home. GRAND ELECTRICS.



01 | 02

Illustrations include options at extra cost.

01 Optional satellite system for TV reception. The satellite aerial can be extended or retracted automatically.

02 Optional solar panel on the vehicle roof. The Grand California 600 comes with a 104W system at the front of the roof, while a 174W system is mounted in the middle of the roof on the Grand California 680. Both systems supply the second battery and help it to remain self-sufficient depending on how strong the sun is.

Optional roof-mounted air conditioning system (2,200W cooling output) (not illustrated). The lightweight, compact system is designed to be operated with an external source of power.

03 Retractable step, electrically operated. The step slides out automatically when the side sliding door is opened and retracts when the door is closed.

Water- and air-based heater with gas and mains electric operation (not illustrated). Five air vents evenly spread the warm air generated by the 6kW system throughout the interior. The system also stores 10 litres of warm water for the kitchen and wet room.

Heating and water heating (not illustrated). This can be optionally upgraded to run on diesel and electric. This means that only one gas bottle is needed which saves weight.



03

STANDARD EQUIPMENT.

Audio and communications.

- Discover Media navigation system with 8" touch-screen and DAB+ audio. USB interface, 4 speakers (2 tweeters and 2 woofers), multi-function display plus, Bluetooth®, voice control, Volkswagen Media Control and App-Connect.

Cab area.

- Climatic manually controlled air conditioning with dust and pollen filter and air recirculation.
- Driver and passenger swivel seats with armrests, height and lumbar adjustment.
- Electromechanical Servotronic steering.
- Multi-function display plus.
- Rear bench seat with two 3 point seat belts and Isofix.
- Rubber floor covering.
- Valley fabric seat covers (Palladium).
- 12V socket.

Exterior.

- Electrically adjustable and heated door mirrors.
- Front and rear parking sensors.
- Manual side sliding door driver's side.
- 75 litre fuel tank with lockable cap.
- 180° rear wing doors.

Safety and security.

- Adaptive Cruise Control (ACC).
- Anti-lock Braking System (ABS).
- Anti-theft alarm system – with interior monitoring, back-up horn and tow-away protection.
- Automatic hazard lights activation under emergency braking.
- Crosswind Assist.
- Driver's and front passenger's airbags.
- Driver Alert System.
- Electronic Brake Assist (EBA).
- Electronic Stabilisation Programme (ESP), load adjusting.
- Engine immobiliser.
- Front Assist with City Emergency Braking System.
- Halogen main headlights with range control and daytime running function.
- Parking brake with hill hold control.
- Remote central locking with 2 remote keys.
- Seat belt warning light for driver.
- Three-point inertia-reel seat belts for all seats.
- Windscreen wiper with variable intermittent delay and wash-wipe system.

Wheels and tyres.

- 17" Lismore alloy wheels 6½J x 17.
- 235/60 R17C 117/115 R tyres.
- Tyre mobility kit in lieu of spare wheel. Including 12V compressor and tyre sealant.



Living area.

- Dinette with 4 seats and table.
- Extendable work surface on 600 model.
- Heating and hot water heating powered by gas and mains electric.
- Hob with two burners.
- Sink with hot and cold water with folding tap.
- 70 litre fridge freezer compartment.
- Central operating unit with touch control for monitoring heating, lighting and water levels.
- Folding chairs and table – stored in rear doors.
- Wet room with shower and cassette toilet.
- Two person rear bed – transverse on 600 and lengthways on 680.
- Fresh water storage tank – 110 litres.
- Gas storage cupboard for two bottles.
- Second battery – operating voltage 12V.
- Two sky lights with sliding blinds and fly screens.
- Waste water tank – 90 litres.
- Windows with sliding blinds and fly screens.
- Multiple USB sockets in cab and living area.
- 4 x 230V electrical sockets.
- Fully insulated living area with floor, roof and wall insulation.



Illustrations include options at extra cost.



Detailed information regarding tyre efficiency labelling and technical specifications on all potential tyre fitments can be found by visiting the Volkswagen Commercial Vehicles online car configurator at www.volkswagen-vans.co.uk/en/configurator.html



01

01 Central operating unit with touch pad for monitoring and controlling the heater, water supply and batteries.

A convenient way to adjust and control everything that makes modern camping so great.

02 Six USB sockets for charging smartphones, tablets and laptops. The dining area and sleeping area come with two USB sockets each – two more sockets are also accessible from the outside when the sliding door is open.

Four 230V and one 12V socket (not illustrated). There are two 230V sockets in the kitchen, one under the seating bench in the dining area and one in the rear.



03

03 Lighting in the interior. The main light above the upper cabinets, a working light above the kitchen and dining area lighting create a homely feel. Illustration shows the Grand California 680.

Optional background lighting on the upper cabinets (not illustrated). The multi-coloured LED lighting strip is controlled on the central operating unit. Users can adjust the colour, brightness level and activation.

04 Optional Wi-Fi via LTE hotspot router. Generates a wireless LAN hotspot in the vehicle for use by external devices. A data SIM is required.



02



04

Illustrations include options at extra cost.

Navigate. Chill out. Expand your mind. GRAND DRIVING COMFORT.

01 Leather trimmed multi-function steering wheel, with heating function. It is comfortable to touch and extremely user friendly. The radio or navigation system, a mobile phone, and the cruise control system can all be controlled using its buttons.

02 Climatic air conditioning. This system provides your required cabin temperature quickly and efficiently, while maintaining your selected temperature.



03 Discover Media navigation system. Combines excellent navigation features with in-car media entertainment – all controlled from its easy-to-use touch-screen colour display. The system includes free updates for the pre-installed European maps through Volkswagen MapCare, displaying a range of useful information, such as points of interest and speed limits. To help you avoid congestion, this system even offers you three routes – Fast, Short and Eco – based on traffic messages.

04 Multi-function display plus. The monochrome TFT screen displays up-to-the-minute information such as the outside temperature, range, and fuel consumption. It can also be used to operate the driver assist systems and vehicle functions.



PAINT FINISHES, WHEELS AND SEAT UPHOLSTERY.



- 01 Candy White. Solid paint finish.
- 02 Reflex Silver. Optional metallic paint finish.
- 03 Indium Grey Optional metallic paint finish.
- 04 Reflex Silver/Indium Grey. Optional two-tone paint finish.
- 05 Candy White/Cherry Red. Optional two-tone paint finish.
- 06 Candy White/Mojave Beige Metallic. Optional two-tone paint finish.
- 07 Candy White/Deep Ocean Blue. Optional two-tone paint finish.
- 08 'Valley' cloth seat upholstery in Palladium.
- 09 17" Lismore. 17 x 6.5J alloy wheels with 235/65 R17 C tyres.

Please note: Not all paint and upholstery combinations can be ordered together and in some instances certain combinations may incur extra cost. Not all paint finishes may be available for every trimline. Please check details and availability with your Volkswagen Tour Centre at the time of ordering. Screen representations do not allow exact reproduction of paint, upholstery and trim colours. Images shown are for illustration purposes only and may not necessarily reflect UK specification.

Detailed information regarding tyre efficiency labelling and technical specifications on all potential tyre fitments can be found by visiting the Volkswagen Commercial Vehicles online car configurator at www.volkswagen-vans.co.uk/en/configurator.html



We Connect and We Connect Plus.

Your vehicle's technology, at your fingertips.

With Volkswagen We Connect¹ driving a motorhome will now be even more digital. The We Connect¹ App connects your smartphone to the vehicle with an integrated eSIM card. To take advantage of these exclusive services, you can register today with the We Connect¹ Portal. Once your vehicle has been activated, you can access the full range of Mobile Online Services.

We Connect¹



BREAKDOWN CALL

In the event of a breakdown, we get to your location quickly. With 'Breakdown Call', you can call for breakdown assistance from your vehicle with the press of a button. The system will send your location and vehicle information directly to the AA Call Centre.



PARKING POSITION

The 'Parking Position' Service shows you where your car is located. If necessary, it can also show you the fastest way of getting to it.



SERVICE SCHEDULING

You drive – Volkswagen 'Service Scheduling' looks after the rest. As soon as your vehicle's service is due, a notification will automatically be sent to your chosen Volkswagen Van Centre, who will be in touch to book the service appointment with you.



EMERGENCY CALL SERVICE

In the event of a serious accident, you can press the 'eCall' button to speak to the emergency services who will automatically dispatch help to your exact location or, in the event your vehicle is involved in an accident, they will contact you and will automatically dispatch help if you are not able to respond.

We Connect Plus^{1,2}



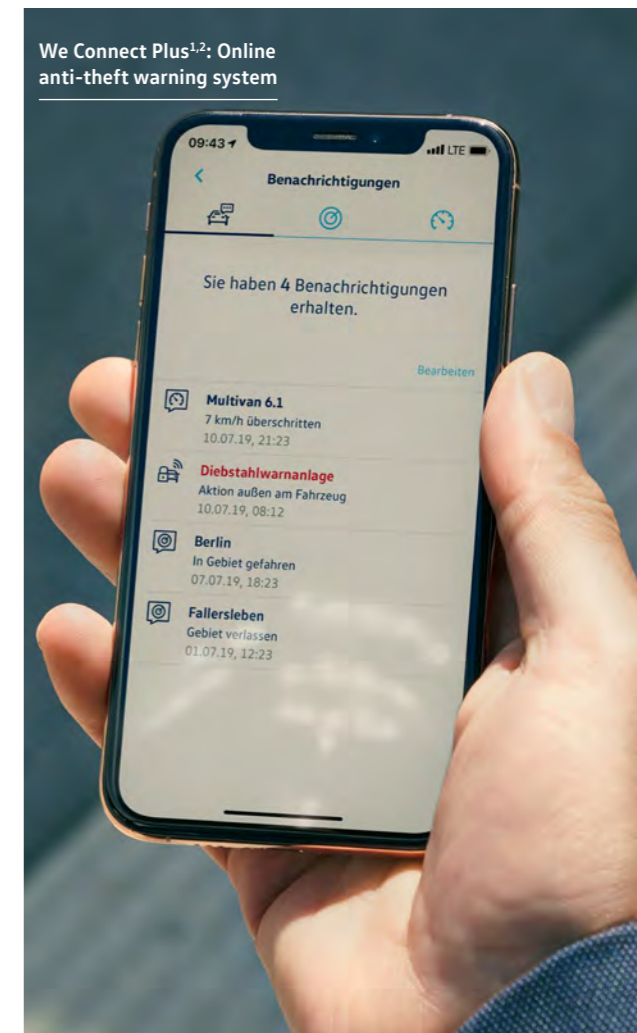
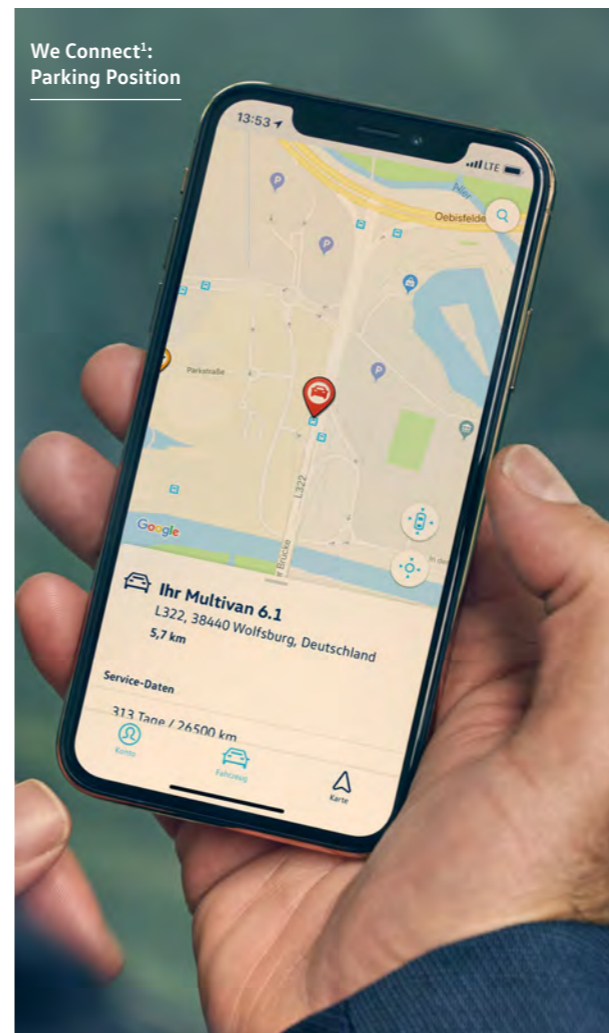
LOCK & UNLOCK

'Lock & Unlock' allows you to control the central locking system of your vehicle – using your smartphone, you can conveniently lock and unlock the doors and luggage compartment.



ONLINE ANTI-THEFT ALARM*

Sit back and relax – your vehicle can look after itself. If an attempt is made to break into the car, the 'Online Anti-Theft Alarm' will inform the We Connect app on your smartphone or by email.



¹ To use We Connect services, you need a Volkswagen ID user account and must log in to We Connect with your user name and password. A separate We Connect contract or We Connect Plus contract will also need to be made online with Volkswagen AG. For We Connect Plus you have 90 days after the handover of the vehicle to register the vehicle on www.portal.volkswagen-we.com and can use services free during this time. ² Free of charge for the first year when you order Composition Colour or Discover Media navigation system. There is an extra charge in the event of renewal once the free period has expired. For the use of the Streaming and Internet based services and for the Wi-Fi hotspot, data packages can be purchased from Cubic Telecom, our mobile communications partner and used in the network coverage area within many European countries. You can find information on prices and supported countries at www.vw.cubictelecom.com. Images shown are for illustrative purposes only.



We Connect.

Your vehicle's technology, at your fingertips.

We Connect ¹
Automatic Accident Notification
Breakdown call
Doors & Lights
Driving Data
eCall Emergency System
Emergency Call
Parking Position
Service Scheduling
Vehicle Health Report
Vehicle Status

We Connect Plus ^{1,2}
Filling & Charging Stations
Horn & Turn Signals
Internet Radio
Lock & Unlock
Media Streaming ³
Online Anti-theft Warning System ³
Online Map Update ³
Online Route Calculation ³
Online Route Search
Online Traffic Information ³
Online Voice Control
Parking Spaces



	Grand California 600	Grand California 800
We Connect Plus – Three year's subscription	Standard	Standard

¹ To use We Connect services, you need a Volkswagen ID user account and must log in to We Connect with your user name and password. A separate We Connect contract or We Connect Plus contract will also need to be made online with Volkswagen AG. For We Connect Plus you have 90 days after the handover of the vehicle to register the vehicle on www.portal.volkswagen-we.com and can use services free during this time. ² Free of charge for the first year when you order Composition Colour or Discover Media navigation system. There is an extra charge in the event of renewal once the free period has expired. ³ For the use of the Streaming and Internet based services and for the Wi-Fi hotspot, data packages can be purchased from Cubic Telecom, our mobile communications partner and used in the network coverage area within many European countries. You can find information on prices and supported countries at www.vw.cubictelecom.com

Your Grand California. Your way. **ACCESSORIES.**



01 BICYCLE HOLDER FOR TOWBAR – TWO BIKES.

Carry two bikes securely. Features lockable fastenings. Maximum load: 60kg. Weight of bicycle holder is 14kg. Can only be used in conjunction with towing hitch. Maximum bicycle wheelbase is 125cm.

RRP FROM **£562.50 exc. VAT**
£675.00 inc. VAT

Also available.

BICYCLE HOLDER FOR TOWBAR – THREE BIKES.

Carry three bikes securely. Features lockable fastenings. Weight of bicycle holder is 16kg. Maximum load: 54kg.

RRP FROM **£617.50 exc. VAT**
£741.00 inc. VAT

02 WIND DEFLECTORS.

These wind deflectors are a great way to get fresh air into your Grand California, preventing wind and rain blowing in your face when you lower the window while on the move. They also help keep the sun out of your eyes.

FITTED FROM **£115.00 exc. VAT**
£138.00 inc. VAT

03 PREMIUM CARPET MAT SET.

Luxury carpet tailor-made mat set with a pile weight of PA 2.050g. The set comes with two additional mats (53 x 43cm) for placing just as you enter your vehicle and the other by the shower door. Grey with a binding Nubuck anthracite finish. Available for both the 600 and 680.


RRP FROM **£287.50 exc. VAT**
£345.00 inc. VAT



More accessories are available for your Grand California.
Please speak to your local Volkswagen Van Centre for full details.



02



03

ENGINE & GEARBOX DATA.

Engine specifications

2.0TDI 177PS

Mixture preparation/injection method	Common-rail/exhaust-gas turbocharger
EU exhaust emission standard	Euro 6d ISC-FCM
Number of Temp Evap cylinders	4
Cubic capacity	1,968cc
Output, PS at rpm	177 at 3,600
Torque, max. Nm at rpm	410 at 1,500-2,000
Fuel tank capacity	75 litres
AdBlue® tank capacity	18 litres
Diesel Particulate Filter [DPF]	●
8-speed automatic gearbox	●
4MOTION all-wheel drive	○
Alternator ¹	180 A
Battery ²	92 Ah

● Standard ○ Available – Not available

¹ Alternator rating depends on additional optional equipment fitted. ² Battery rating depends on additional optional equipment fitted.

FUEL CONSUMPTION, PERFORMANCE AND EMISSIONS.

Engine/transmission	Combined CO ₂ emissions,g/km ¹ , Max. (worst case)	Combined CO ₂ emissions,g/km ¹ , Min. (best case)	Combined fuel consumption mpg ¹ , Min. (worst case)	Combined fuel consumption mpg ¹ , Max. (best case)	Combined fuel consumption (ltr/100km) ¹ , Max. (worst case)	Combined fuel consumption (ltr/100km) ¹ , Min. (best case)	Top speed, mph (where law permits)
Grand California 600							
2.0TDI 177PS FWD 8-speed automatic 3.5T	311 - 284		23.7 - 26.2		11.9 - 10.8		101
2.0TDI 177PS FWD 8-speed automatic 3.88T ²	311 - 299		23.7 - 24.8		11.9 - 11.4		101
Grand California 680							
2.0TDI 177PS FWD 8-speed automatic 3.88T ²	311 - 287		23.7 - 25.9		11.9 - 10.9		102
2.0TDI 177PS 4MOTION 8-speed automatic 3.88T ²	337 - 306		22.1 - 24.1		12.8 - 11.7		99

¹ Figures shown are for comparability purposes; only compare fuel consumption and CO₂ figures with other vehicles tested to the same technical procedures. These figures may not reflect real life driving results, which will depend upon a number of factors including the accessories fitted (post-registration), variations in weather, driving styles and vehicle load. Data correct at 11.7.2022. Figures quoted are for a range of configurations (including non-UK) and are subject to change due to ongoing approvals/changes. Please consult your authorised Volkswagen Tour Centre for further information.

² Please note: 3.88T gross vehicle weight models require drivers to have a driving licence with C1 classification. Please consult your authorised Volkswagen Tour Centre or visit: www.gov.uk/driving-motorhome for more details.

WEIGHTS.

Engine/transmission	Gross vehicle weight, kg	Axle load limit, front/rear, kg	Trailer weight braked 12%/unbraked, kg	Gross train weight, kg	Unladen weight ¹ , kg	Payload ² , kg
Grand California 600						
2.0TDI 177PS FWD 8-speed automatic	3,500	2,100 / 2,100	2,000 / 750	5,500	3,083	417
2.0TDI 177PS FWD 8-speed automatic	3,880 ³	2,100 / 2,380	2,000 / 750	5,880	3,086	794
Grand California 680						
2.0TDI 177PS FWD 8-speed automatic	3,880 ³	2,100 / 2,380	2,000 / 750	5,880	3,256	624
2.0TDI 177PS 4MOTION 8-speed automatic	3,880 ³	2,100 / 2,380	2,000 / 750	5,880	3,373	507


¹ Unladen weight includes approximately 90% fuel load, 75kg for driver and 20kg for water.

² Payload = gross vehicle weight minus unladen weight. Quoted weights are for vehicles with standard specification. Unladen weight and payload may be influenced by trimline, factory options and Tour Centre fitted accessories. Trailer nose weight: 100kg.

³ Please note: 3.88T gross vehicle weight models require drivers to have a driving licence with C1 classification. Please consult your authorised Volkswagen Tour Centre or visit: www.gov.uk/driving-motorhome for more details.

Dimensions. Seats. Weights. GRAND SPACE.

The living areas in the Grand California 600.



Number of seats: 4
Standing height: 2.18m - 2.20m
Table: 1.16m x 0.55m x 0.75m (L/W/H)
Seat bench: 0.45m x 0.84m x 0.53m (L/W/H)

Wet room: 0.82m x 0.82m x 1.85m¹ (L/W/H)

Kitchen: 0.98m x 0.40m x 0.88m² (L/W/H)

Number of beds: 2, +2³
Rear bed (cross-wise): 1.93m⁴ x 1.36m
Optional over-cab bed:
1.60m x 1.22m left side,
1.90m x 1.22m right side



Exterior dimensions:
Length: 5.98m
Width: 2.04m⁵
Height: 2.97m⁶
Optional awning: 2.50m x 3.00m (L/W)

¹ Standing height in door frame. ² Height of the work surface. ³ An over-cab bed is also available as an option. ⁴ Length measurements are subject to a tolerance of +/- 3.5 cm. ⁵ With exterior mirrors, the width is 2.41m. ⁶ Vehicle height when the skylight in the wet room is closed. Please contact your local Volkswagen Commercial Vehicles Tour Centre for details of the standard equipment and optional extras available.

The living areas in the Grand California 680.

Exterior dimensions:
Length: 6.80m
Width: 2.04m
Height: 2.84m¹
Optional awning: 2.50m x 3.50m (L/W)



Number of seats: 4
Standing height: 1.97m – 2.03m
Table: 1.16m x 0.55m x 0.75m (L/W/H)
Seat bench: 0.45m x 0.84m x 0.53m (L/W/H)

Wet room: 0.82m x 0.82m x 1.85m² (L/W/H)



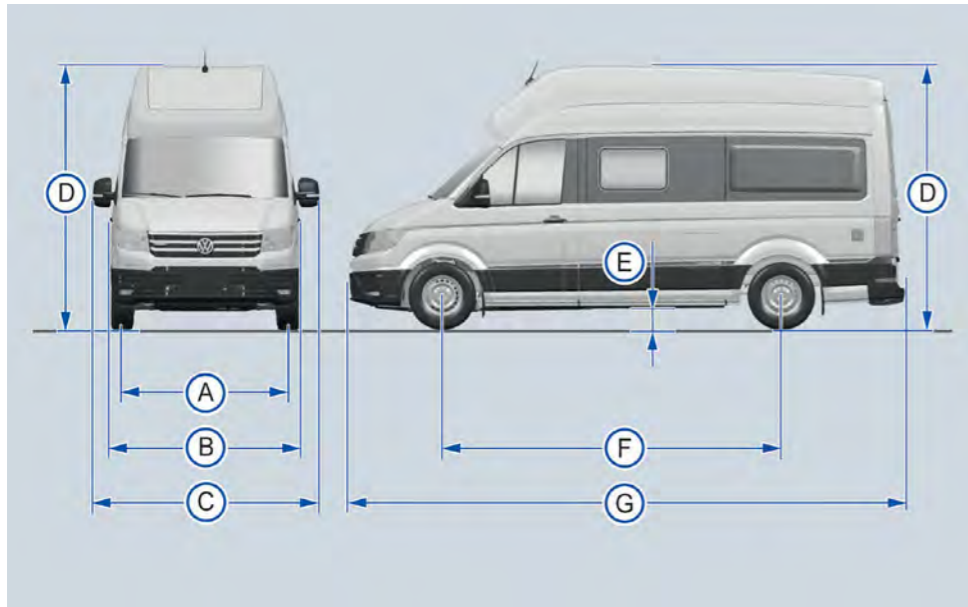
Kitchen: 1.40m x 0.40m x 0.88m³ (L/W/H)

Number of beds: 2
Rear bed (length-wise): 2.00m x 1.67m
right side, 1.90m x 1.67m left side

¹ Vehicle height when the skylight in the wet room is closed. ² Standing height in door frame. ³ Height of the work surface. Please contact your local Volkswagen Commercial Vehicles Tour Centre for details of the standard equipment and optional extras available.

Exterior dimensions.

Grand California 600.

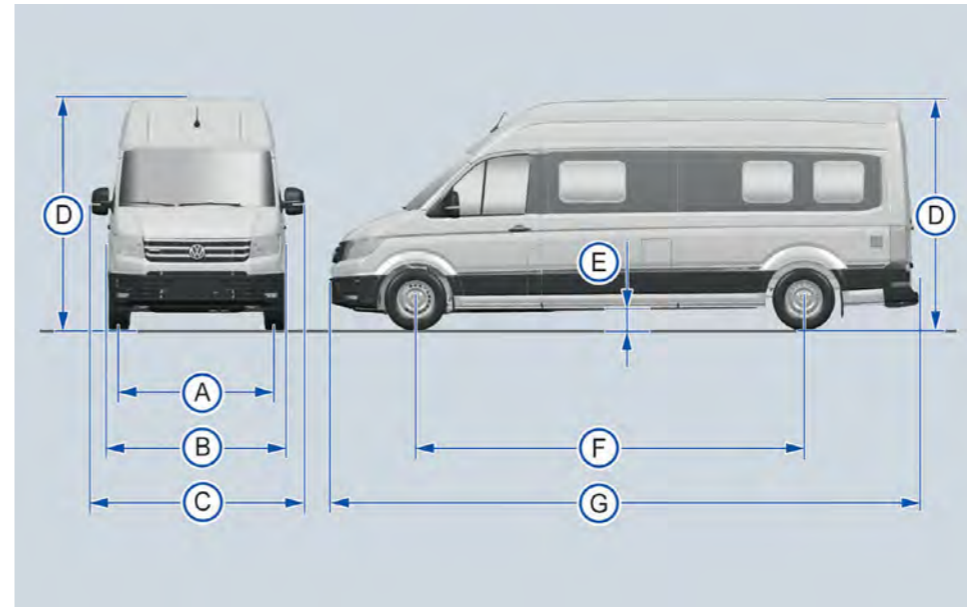


Dimensions.

Front track, mm	1,773
(A) Rear track with front-wheel drive, mm	1,788
(B) Width, mm	2,040
(C) Width across the mirrors, mm	2,410
(D) Height at kerb weight, mm	2,970*
(E) Ground clearance between the axles when vehicle is ready to drive, mm	210
(F) Wheelbase, mm	3,640
(G) Vehicle length, mm	5,980
- Turning circle diameter, m	13.6

* With closed roof hatch.

Grand California 680.



Dimensions.

Front track, mm	1,773
(A) Rear track with front-wheel drive, mm	1,788
Rear track with all-wheel drive (4MOTION)	1,766
(B) Width, mm	2,040
(C) Width across the mirrors, mm	2,410
(D) Height at kerb weight, mm	2,840*
(E) Ground clearance between the axles when vehicle is ready to drive, mm	210
(F) Wheelbase, mm	4,490
(G) Vehicle length, mm	6,800
- Turning circle diameter, m	13.6

* With closed roof hatch.

Build your own

Find a Tour Centre

Test drive

Offers & Finance

Conversions



MODEL PRICES.



¹ This brochure relates to vehicles tested according to WLTP technical procedures. Technical information (including fuel consumption, CO₂ emissions and range) is yet to be confirmed but will impact VED, BLK and OTR. We regularly update specifications so all technical information is subject to change (and this may include changes between order and delivery). There may be a delay in updates showing on our site. Always consult your authorised Volkswagen Tour Centre for the latest price and technical information.

² Please note: 3.88T gross vehicle weight models require drivers to have a driving licence with C1 classification. Please consult your authorised Volkswagen Tour Centre or visit: www.gov.uk/driving-motorhome for more details.

Illustration includes options at extra cost.

*Manufacturer's on the road (OTR) package

Model	600 3.5T	600 3.88T ² 680 3.88T ²
Delivery to Van Centre	£660.00	£660.00
Number plates	£20.00	£20.00
VAT	£136.00	£136.00
First registration fee	£55.00	£55.00
Vehicle excise duty (VED) 1st year	£295.00	£165.00
Basic OTR price (exc. VAT)	£1,030.00	£900.00
Total OTR price (inc. VAT)	£1,166.00	£1,036.00

Exterior

Interior

Engines

Assistance systems

Equipment

Paint, wheels and upholstery

Connectivity

Accessories

Technical information

Price list



Finance, insurance, servicing and warranties

MODEL PRICES *(continued)*

Trimline	Engine/transmission	Fuel type	Combined CO ₂ emissions g/km ¹	Basic exc. VAT	Total inc. VAT	Total RRP inc. OTR* exc. VAT	Total RRP inc. OTR* inc. VAT
Grand California 600							
	2.0TDI 177PS FWD 8-speed automatic 3.5T	Diesel	298	£66,250.00	£79,500.00	£67,280.00	£80,666.00
	2.0TDI 177PS FWD 8-speed automatic 3.88T ²	Diesel	298	£66,940.00	£80,328.00	£67,840.00	£81,364.00
Grand California 680							
	2.0TDI 177PS FWD 8-speed automatic 3.88T ²	Diesel	301	£68,605.00	£82,326.00	£69,505.00	£83,362.00
	2.0TDI 177PS 4MOTION 8-speed automatic 3.88T ²	Diesel	324	£74,975.00	£89,970.00	£75,875.00	£91,006.00

* Please [click here](#) for more details on manufacturer's on the road (OTR) package.

Volkswagen Commercial Vehicles may change RRPs at any time (this includes where there are government changes in regulation and/or legislation). There may be a delay to any RRP displaying correctly on our materials. Always obtain prices from your chosen authorised Tour Centre.

1 Figures shown are for comparability purposes; only compare fuel consumption and CO₂ figures with other vehicles tested to the same technical procedures. These figures may not reflect real life driving results, which will depend upon a number of factors including the accessories fitted (post-registration), variations in weather, driving styles and vehicle load. Data correct at 11.7.2022. Figures quoted are for a range of configurations (including non-UK) and are subject to change due to ongoing approvals/changes. Please consult your authorised Volkswagen Tour Centre for further information.

2 Please note: 3.88T gross vehicle weight models require drivers to have a driving licence with C1 classification. Please consult your authorised Volkswagen Tour Centre or visit: www.gov.uk/driving-motorhome for more details.

OPTIONS.

Paint	PR Code	Grand California 600		Grand California 680	
		Basic exc. VAT	Total RRP inc. VAT	Basic exc. VAT	Total RRP inc. VAT
Solid. Candy White (B4B4).	As shown	○	○	○	○
Metallic. Indium Grey (X3X3), Reflex Silver (8E8E).	As shown	£1,195.00	£1,434.00	£1,195.00	£1,434.00
Two-tone paint. Candy White upper/Mojave Beige lower (9198), Candy White upper/Cherry Red lower (9335), Candy White upper/Deep Ocean Blue lower (9583), Reflex Silver metallic upper/Indium Grey metallic lower (9798).	As shown	£2,445.00	£2,934.00	£2,445.00	£2,934.00
Motorhome features					
Awning – White housing.	YBA	£810.00	£972.00	£810.00	£972.00
Awning – Black housing.	YBB	£810.00	£972.00	£810.00	£972.00
SAT Device for TV SAT System. Roof mounted satellite television reception. Requires satellite TV or satellite receiver.	YCC	£2,080.00	£2,496.00	£2,080.00	£2,496.00
Wi-Fi LTE hotspot with integrated data server. (e.g. films, photos, etc.) – own SIM card.	YCD	£600.00	£720.00	£600.00	£720.00
Toilet ventilation. SOG system.	YDS	£185.00	£222.00	£185.00	£222.00
Inductive charging cradle in dinette area.	YED	£40.00	£48.00	£40.00	£48.00
Ambient lighting. RGB, adjustable colour.	YYB	£410.00	£492.00	£410.00	£492.00
Solar panels support for auxiliary batteries for longer 'self-sufficiency'.	YEI	£1,500.00	£1,800.00	£1,500.00	£1,800.00
Two additional windows in side panel (right and left). Including mosquito nets and darkening.	YFF	-	-	£585.00	£702.00
Stationary air conditioning/roof air conditioner.	YHD	£1,835.00	£2,202.00	£1,835.00	£2,202.00
Over-cab bed with access ladder above the dinette. Including additional lighting and larger skylight 700 x 850mm in lieu of 700 x 600mm.	YBC	£2,145.00	£2,574.00	-	-

● Standard – Not available ○ At no extra cost

Where additional equipment is required by chosen options, this will be at additional cost. See the relevant option for recommended pricing or consult your local authorised Van Centre.

Volkswagen Commercial Vehicles may change RRP's at any time (this includes where there are government changes in regulation and/or legislation). There may be a delay to any RRP displaying correctly on our materials. Always obtain prices from your chosen authorised Tour Centre.

OPTIONS *(continued)*

		Grand California 600		Grand California 680	
	PR Code	Basic exc. VAT	Total RRP inc. VAT	Basic exc. VAT	Total RRP inc. VAT
Wheels and tyres accessories					
Locking wheel bolts.	1PB	£25.00	£30.00	£25.00	£30.00
Comfort and convenience					
Headlight washer system with washer fluid level indicator.	ZSR	£285.00	£342.00	£285.00	£342.00
Heated washer nozzles (windscreen).	8X3	£45.00	£54.00	£45.00	£54.00
Step illumination – with on/off control.	9N2	£50.00	£60.00	£50.00	£60.00
Driver assistance					
Driver assistance pack A. Includes side protection.	9X0	£335.00	£402.00	£335.00	£402.00
Blind spot monitor with Rear Traffic Alert. Only in conjunction with a Driver assistance pack.	7Y8	£235.00	£282.00	£235.00	£282.00
Driver assistance pack C. Includes Lane Keeping Assist and Lane Change Assist with Rear Traffic Alert.	7Y9	£655.00	£786.00	£655.00	£786.00
Driver assistance pack D. Includes Park Assist with side protection.	9X1	£655.00	£786.00	£655.00	£786.00
High Beam Assist.	8G1	£150.00	£180.00	£150.00	£180.00
Lane Keeping Assist.	7Y4	-	-	£465.00	£558.00
LED headlights with separate LED daytime running lights.	8IT	£980.00	£1,176.00	£980.00	£1,176.00
Lights & Vision pack A. Includes automatic headlights with daytime running lights, windscreen wiper and intermittent control with rain sensors.	ZA3	£235.00	£282.00	£235.00	£282.00
Lights & Vision pack B. Includes auto-dimming rear-view mirror, automatic headlights with daytime running lights, windscreen wiper and intermittent control with rain sensors and High Beam Assist.	ZLS	£360.00	£432.00	£360.00	£432.00

● Standard – Not available ○ At no extra cost

Where additional equipment is required by chosen options, this will be at additional cost. See the relevant option for recommended pricing or consult your local authorised Van Centre. Some options only available in conjunction with other options or packs.

Volkswagen Commercial Vehicles may change RRP's at any time (this includes where there are government changes in regulation and/or legislation). There may be a delay to any RRP displaying correctly on our materials. Always obtain prices from your chosen authorised Tour Centre.

OPTIONS *(continued)*

		Grand California 600		Grand California 680	
	PR Code	Basic exc. VAT	Total RRP inc. VAT	Basic exc. VAT	Total RRP inc. VAT
Driver assistance (continued)					
Bike rack. For two bikes mounted on right hand rear door. Weight 9.5kgs. Max capacity 35kgs.	YBG	£450.00	£540.00	£450.00	£540.00
Dynamic road sign display. Only in combination with Lights & Vision pack.	QR9	£250.00	£300.00	£250.00	£300.00
Rear-view camera. A reversing camera is installed above the third brake light at the rear of the vehicle. The system offers an overview of the traffic situation behind the vehicle and provides a clear view of areas that the driver would otherwise not be able to see.	KA1	£240.00	£288.00	£240.00	£288.00
Body and chassis					
Chrome pack – radiator grille and chrome elements in cab.	ZL6	£330.00	£396.00	£330.00	£396.00
Mudflaps – front.	6N3	£55.00	£66.00	£55.00	£66.00
Mudflaps – front and rear.	6N2	£105.00	£126.00	£105.00	£126.00
Mudflaps – rear.	6N1	£55.00	£66.00	£55.00	£66.00
Towbar – fixed, with 13-pin socket and trailer stabilisation.	1D1	£615.00	£738.00	£615.00	£738.00
Towbar – removable ball with 13-pin socket.	1D2	£755.00	£906.00	£755.00	£906.00
Towbar – preparation with bracket and 13-pin socket.	1D8	£505.00	£606.00	£505.00	£606.00
Towbar – preparation with 13-pin socket.	1D7	£210.00	£252.00	£210.00	£252.00
Wing mirrors – heated, power adjustable and power folding.	6XP	£285.00	£342.00	£285.00	£342.00
Differential lock. Only available in conjunction with 4MOTION all-wheel drive.	1Y4	-	-	£595.00	£714.00

- Standard
- Not available
- At no extra cost

Where additional equipment is required by chosen options, this will be at additional cost. See the relevant option for recommended pricing or consult your local authorised Van Centre.

Volkswagen Commercial Vehicles may change RRP's at any time (this includes where there are government changes in regulation and/or legislation). There may be a delay to any RRP displaying correctly on our materials. Always obtain prices from your chosen authorised Tour Centre.

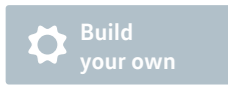
OPTIONS *(continued)*

		Grand California 600		Grand California 680	
	PR Code	Basic exc. VAT	Total RRP inc. VAT	Basic exc. VAT	Total RRP inc. VAT
Heating and ventilation					
Heating system for water and interior powered by mains electricity or diesel. Changes standard system to run on diesel instead of gas. (Only in combination with 7VL or 9M5).	YHC	£570.00	£684.00	£570.00	£684.00
Auxiliary heater – with programmable parking heater and remote control. Auxiliary diesel fired cabin air heating with additional separate air vents. Operates independently of the standard gas/electric combi boiler or optional heating system for water and interior powered by mains electricity or diesel (YHC).	7VL	£985.00	£1,182.00	£985.00	£1,182.00
Additional engine heater. Rapid warming of vehicle on start up.	9M5	£575.00	£690.00	£575.00	£690.00
Safety and security					
Airbags – driver’s and front passenger’s side and curtain.	4X3	£925.00	£1,110.00	£925.00	£1,110.00
Tyre pressure warning light.	7K3	£340.00	£408.00	£340.00	£408.00
Windows					
Heated windscreen.	4GX	£240.00	£288.00	£240.00	£288.00

● Standard – Not available ○ At no extra cost

Where additional equipment is required by chosen options, this will be at additional cost. See the relevant option for recommended pricing or consult your local authorised Van Centre.

Volkswagen Commercial Vehicles may change RRP's at any time (this includes where there are government changes in regulation and/or legislation). There may be a delay to any RRP displaying correctly on our materials. Always obtain prices from your chosen authorised Tour Centre.



Finance, insurance, servicing and warranties

Finance and insurance.¹

When it comes to paying for your van, we've got options including Contract Hire and Finance Lease, or Hire Purchase. We can also offer you competitive insurance with lots of features and benefits as standard.

A choice of packages.²

Whether you prefer to lease your vehicles, with none of the concerns of ownership and the freedom to change models easily, or purchase outright to own the vehicle that's perfect for your business, we're here to help you consider your options.

You can go flexible, by choosing a payment plan that suits your finances, with options to reduce your monthly costs and your repayment period. Or choose a fixed monthly price that allows you to budget confidently for the longer term.

You can even include your road tax and servicing costs to arrive at one simple, all-inclusive payment. For more information, pick up a finance brochure, or ask at your Van Centre.

Volkswagen Car Insurance.³

Complimentary Volkswagen Drive Away Insurance

Every new and Approved Used Volkswagen comes with five days' complimentary insurance cover, getting you on the road quickly and easily. Volkswagen Drive Away Insurance is designed specifically for your Volkswagen and guarantees that your vehicle will be repaired in a Volkswagen Approved Repairer. Speak to your Volkswagen Van Centre for more details. *Subject to eligibility.*

We will also provide you with an annual quote, with no additional questions asked, so you can continue to enjoy all the benefits Volkswagen Car Insurance offers. Read on for more details.

Volkswagen Car Insurance

Volkswagen Car Insurance offers quality service and support when you need it most, with a policy tailored specifically for your Volkswagen. Just as you'd expect from Volkswagen, our annual car insurance provides comprehensive cover, with lots of benefits included at no extra cost. Insure your car with Volkswagen and relax knowing we only use Volkswagen trained technicians, who know your car inside out, and Volkswagen genuine parts*, giving you the peace of mind that your Volkswagen will be repaired to the same high standards as before and to original manufacturer specifications.

**Excludes windscreen claims.*

To get a quote or find out more, visit www.insurewithvolkswagen.co.uk/car-insurance

Alternatively, call us on **0345 877 6464**.

We're available Monday to Friday 8am-8pm, and Saturday 9am-5pm.

Volkswagen Commercial Vehicle Gap Insurance.⁴

What is Volkswagen Commercial Vehicle Gap Insurance?

If your Volkswagen Commercial Vehicle is written off, your motor insurer will usually pay out based on the current market value of your vehicle. This could be a lot less than its original value and therefore may leave you with an unexpected shortfall.

Our Gap Insurance helps to cover the gap left by this shortfall to get you back in a new Volkswagen Commercial Vehicle, or help pay off any outstanding finance, lease or hire agreement.

There are two options for you to choose from:

Volkswagen Commercial Vehicle Gap Insurance

This pays the difference between the write-off settlement from your motor insurer and the price you paid for your Volkswagen Commercial Vehicle, or the outstanding balance payable to the finance company, whichever is the greater amount.

If your vehicle is leased or hired, Volkswagen Commercial Vehicle Gap Insurance will cover the difference between the write-off settlement from your motor insurer and the early termination charge. This includes any rentals paid in advance as a deposit up to £2,000.

Cover lasts for 36 months and the maximum claim limit is based on your vehicle purchase price.

Volkswagen Commercial Vehicle Gap Insurance Plus

In addition to all the benefits of Volkswagen Commercial Vehicle Gap Insurance, the Volkswagen Commercial Vehicle Gap Insurance Plus policy includes a 12-month fixed benefit. This will start once your 36-month Gap Insurance cover ends.

If your vehicle is written-off during the additional 12-month fixed benefit period of insurance, Volkswagen Commercial Vehicle Gap Insurance will pay a fixed sum of £2,500.

To discover the additional benefits and full terms and conditions, please refer to the Cover Booklet.

For more information about Volkswagen Commercial Vehicle Gap Insurance, please speak to your nearest participating Volkswagen Van Centre or visit www.insurewithvwc.co.uk/gap-insurance.

Servicing and support.

We're here to keep your business moving, with our range of three award-winning⁵ servicing and maintenance options, as well as free Roadside Assistance. Some exclusions apply.

For more detail, please visit: www.volkswagen-vans.co.uk/aftersales

Fixed cost maintenance.

This option is available for vehicles that are less than twelve months old and have covered less than 10,000 miles. It makes budgeting easier by splitting the cost of servicing into fixed monthly payments – whether you want Service only; Service and Maintenance; or Service, Maintenance and Tyres.

Service Plans.⁶

Designed to keep you on the road, you can plan ahead and cover your next two services with a Service Plan. With the same pricing across all eligible models, we've made paying for your first two services as easy as possible with the option to pay upfront or spread the cost over 24 months.

Pay on demand.

If you're looking for freedom and flexibility with your servicing, it's good to know we're ready when you are. So with our third option, you can choose to pay for your services as and when you need them, with our National Service Pricing. Ask your Van Centre for an up-to-date pricing guide.

Roadside Assistance.

We understand the need to keep you mobile. That's why all new vans come with three-year, unlimited mileage roadside cover. Should the unexpected happen, one call gets you straight through to a team trained to help you through any breakdown or accident. Supporting you every day will be a team of vehicle technicians, fully-trained by Volkswagen and carrying the latest diagnostic equipment, specialist tools and parts.

Assistance benefits include:

- Assistance at home, by the roadside or place of work.
- Recovery to your preferred location.
- Onward travel, for you and your cargo.
- Cover 24 hours a day, 365 days a year.
- Free cover for three years (on new vehicles).
- Unlimited mileage.
- European cover.
- Option to extend cover beyond three years.

Warranties.

You can count on us long after you purchase your Grand California, thanks to its comprehensive three-year, 100,000 mile warranty. You choose Volkswagen because your business depends on it, year in, year out. While your Grand California is under warranty, we'll fix any defect in manufacture or workmanship free of charge, even if you purchase and service the vehicle at different Van Centres. Some exclusions apply and the vehicle must be cared for using the guidance in your owner's manual.

For more detail, please visit: www.volkswagen-vans.co.uk/aftersales.

Factory extended warranty.

You can also extend your warranty beyond the three-year, 100,000 mile period, choosing either Comprehensive or Major Component cover, as a one-off or monthly payment.

For more detail of cover levels, along with terms and conditions, please visit: www.volkswagencvwarranty.co.uk where you'll also be able to obtain a quote and purchase a Factory extended warranty.

Paint and body warranty.

Your Grand California's exterior paintwork is covered against manufacturing defects for a period of three years, while its body sections and panels are covered against rusting through from the inside for twelve years. Some exclusions apply and the vehicle must be cared for using the guidance in your owner's manual.

The Van Centre network.

Our **dedicated Van Centre network** is at the core of everything we do and is always there to help. As a separate brand within the Volkswagen Group, it makes sense to make use of your nearest Van Centre – it's full of experts who understand your vehicle better than anyone else and can help you to get the most out of it.

Over **65 Van Centres** and **30 Authorised Repairers**, means you're only around 45 minutes on average from our door.

1 Volkswagen Commercial Vehicles Insurance and Volkswagen Commercial Vehicle Financial Services are trading names of Volkswagen Financial Services (UK) Limited, Brunswick Court, Yeomans Drive, Blakelands, Milton Keynes MK14 5LR, which is authorised and regulated by the Financial Conduct Authority (FCA). Registered in England and Wales number: 2835230. Volkswagen Financial Services (UK) Limited financial services register number is 311988.

2 An offer of finance depends on certain conditions. Finance subject to status. Available to 18s and over. Terms and conditions apply. Volkswagen Commercial Vehicle Financial Services.

3 Volkswagen Car Insurance is underwritten by U K Insurance Limited. Calls may be recorded. Volkswagen Financial Services is a trading name of Volkswagen Financial Services (UK) Limited ('VWFS UK'), registered in England and Wales number: 2835230. Registered office: Brunswick Court, Yeomans Drive, Blakelands, Milton Keynes MK14 5LR. Volkswagen Insurance Service (Great Britain) Limited is an appointed representative of VWFS UK. VWFS UK is authorised and regulated by the Financial Conduct Authority, VWFS UK and U K Insurance Limited are not part of the same corporate group

4 Volkswagen Commercial Vehicle Gap Insurance from Volkswagen Commercial Vehicle Financial Services is administered by Car Care Plan Limited and underwritten by Motors Insurance Company Limited. Volkswagen Commercial Vehicle Financial Services is a trading name of Volkswagen Financial Services (UK) Limited (VWFS UK), registered in England and Wales No.2835230 (registered office: Brunswick Court, Yeomans Drive, Blakelands, Milton Keynes MK14 5LR). VWFS UK is not part of the same corporate group as Car Care Plan Limited and Motors Insurance Company Limited.

5 Business Vans Awards 2014 and 2015: Best Service Package for Van Owners.

6 Covers first two consecutive services for vehicles under 1 year old, limited to 1 x Oil Service and 1 x Oil and Inspection Service.

Exterior

Interior

Engines

Assistance systems

Equipment

Paint, wheels and upholstery

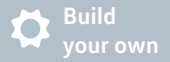
Connectivity

Accessories

Technical information

Price list

Finance, insurance, servicing and warranties



Build
your own



Find a
Tour Centre



Test drive



Offers &
Finance



Conversions



The Grand California

This brochure supersedes all previous publications.
Issue: 11 July 2022
www.volkswagen-vans.co.uk

Please note: Screen technology does not allow exact reproduction of the paint and upholstery colours. Some of the vehicles shown are European specification and may be fitted with optional equipment or accessories that are available at extra cost, or do not reflect current specification. All data and specifications are in accordance with information available at the time of publication and are subject to change without notice. Vehicles not currently in UK stock and customer order vehicles may take a number of weeks for delivery. Certain combinations of vehicle specifications and factory-fitted options are not compatible and therefore all orders received are subject to confirmation. Models, factory fitted-options and paint and upholstery options are subject to availability. Please check details and availability with an authorised Volkswagen Tour Centre at the time of ordering.