

# The Transporter 6.1 Brochure



Commercial  
Vehicles

# Volkswagen Commercial Vehicles' Van Centres. Working with you.



You're more than a customer. To us, you're a partner. We know that when you choose Volkswagen Commercial Vehicles, you're looking for more. You want a van that looks after itself, while you take care of business. By being there, knowing how you work and what you need, we can support your plans year after year. This partnership lasts as long as your ownership, with a vehicle and a team that's with you for the journey.

## Our dedicated network of Van Centres.

Over **60 Van Centres** and **30 Authorised Repairers** means you're only around 45 minutes on average from our door.

## Everything for the job and the journey.

### The right van.

We're commercial vehicle experts and finding the right van for your business is what makes us tick. We'll guide you through the range, take you on a test drive and cover all the options.

### The right accessories.

From mudflaps to sat navs, plying to roof racks, we'll work with you to create the perfect van – keeping everything 100% Volkswagen to aid high residuals.

### The right finance.

Every business is different, so we stay flexible, with a range of finance packages to choose from. Depending on your preference, we'll go through the options to find the one that suits you best.

### The right support.

Nothing matters more than keeping you mobile, so our servicing options are built around you, including extended opening hours and mobile service vans. You'll also enjoy three-years' free 24/7 Roadside Assistance with your new van.

### The right service.

We understand it's the little things that make the difference, so we set high standards. We'll call you when we say, keep you informed on delivery dates and support you long after purchase.

### And there's more...

We offer a lot more than you might think. From **cost-effective van rental** or an **air conditioning recharge**, to a wide selection of premium and budget **replacement tyres**, if we're not able to help, we'll try and point you in the right direction!



For more information on accessories, finance, service, support and warranties, please refer to the Service and warranties section.

|                  |        |                    |                 |   |  |            |         |                    |               |                    |        |                             |                       |            |                 |  |             |
|------------------|--------|--------------------|-----------------|---|--|------------|---------|--------------------|---------------|--------------------|--------|-----------------------------|-----------------------|------------|-----------------|--|-------------|
| Working with you | Design | Assistance systems | Choose your van | Transporter 6.1 panel van and kombi van | Transporter 6.1 chassis cab and dropside | Customised | 4MOTION | Optional equipment | Business Pack | Paint & upholstery | Wheels | Infotainment & connectivity | Technical information | Price list | Finance options | Finance, insurance, servicing & warranties | Accessories |
|------------------|--------|--------------------|-----------------|---|--|------------|---------|--------------------|---------------|--------------------|--------|-----------------------------|-----------------------|------------|-----------------|--|-------------|

The original.

The award-winning Volkswagen Transporter has led the way for over 70 years, continually setting the benchmark in its class and selling over nearly twelve million units worldwide.

Impressive range of variants.

The Transporter 6.1 is available as a panel van or a kombi crew van, with Startline and Highline trim levels, and short and long wheelbase options, offering solutions for a vast range of tasks. On long wheelbase models, a high roof option is also available.

Proven quality.

As you'd expect, the Transporter 6.1 is durable, versatile and built to last, with a highly stable body, quality materials and time-honoured workmanship.

New on-board electronics.

Function control unit<sup>1</sup> for customer-specific equipment configurations and electromechanical power steering. The electromechanical power steering offers active and adaptive support in almost all driving situations and provides the basis for a wealth of innovative driver assistance systems.

State-of-the-art driver assistance systems.

Front Assist with City Emergency Braking System<sup>2</sup>, Driver Alert, Brake Assist and Crosswind Assist<sup>2</sup> are fitted as standard. Optionally available are Park Assist including Side Protection<sup>1,2,3</sup> and Trailer Assist<sup>1,2,4</sup>. A rear-view camera<sup>1</sup> is also available as an option for the first time in conjunction with the rear wing doors.



The icon, updated The Transporter

6.1



1 Optional at extra cost. 2 Within the system's thresholds. 3 No direct detection of lateral obstacles by sensors. Obstacles are 'estimated' by the system when they are detected by the front/rear sensors as the vehicle passes. 4 Only in combination with a tailgate.

Image shown is for illustrative purposes only. Vehicles shown are not UK specification.



**Optimum space utilisation.**  
 The Transporter 6.1 panel van load space is up to 2,975mm<sup>1,2</sup> long, with up to 1,940mm<sup>1,2,3</sup> high loading area, plenty of cab space and the ability to separately lock the cargo compartment and cab.

**Optimum off-road capability.**  
 The Transporter 6.1 is available to order with 4MOTION all-wheel drive<sup>4,5</sup>, dual clutch gearbox DSG<sup>4,5</sup>, Hill Descent Assist<sup>4,6,7</sup>, Hill Hold Assist and mechanical differential lock<sup>4,6</sup> provide impressive off-road capability.

**Customised for almost all requirements.**  
 Our recognised converters and industry-specific conversion manufacturers can customise your Transporter 6.1 panel van to your specific needs.

1 Please note that these are approximate values and the dimensions may differ due to manufacturing tolerances. 2 On long wheelbase models. Measured at the floor height of the vehicle floor. 3 For high roof models. 4 Optional at extra cost. 5 Not available for all engines. 6 Only available in conjunction with 4MOTION all-wheel drive. 7 Within the system's thresholds. Image shown is for illustrative purposes only. Vehicles shown are not UK specification.



**Optimised, ergonomic driver's workplace.**

A fully adjustable steering wheel, driver's seat with 4-way lumbar support, durable and robust new upholstery, newly designed dashboard and excellent all-round visibility transform the driving experience.

**Upgraded standard equipment.**

In addition to many other new standard features, all vehicles now have a radio system with integrated hands-free Bluetooth®, App-Connect and USB (type-C) interface along with LED interior lighting.

**Excellent connectivity.**

The latest radio and navigation systems<sup>1</sup> with up to 8 inch touch-screens, full online connectivity, thanks to an integrated eSIM card, driver assistance systems and wireless smartphone charging.

**Robust, contemporary interior.**

New cockpit: dash panel, door, side and seat trim panels are finished in stylish Dark Anthracite that doesn't show dirt.

- Instrument cluster 01
- Multi-function display Plus 02
- Discover Media navigation system<sup>1</sup> 03
- Two-part stowage compartment 04
- 12V socket 05
- Lockable glovebox 06
- Folding rule compartment 07
- Open stowage area 08
- Drink's holder 09

<sup>1</sup> Optional at extra cost. Image shown is for illustrative purposes only. Vehicles shown are not UK specification.

# Intelligent driver assistants give you peace of mind.

Driving the Transporter 6.1 offers high levels of safety and peace of mind, thanks to a host of standard and optional driver assistance systems. Whether you require assistance when parking, driving, changing lanes or towing a trailer, the latest assistants monitor the situation, taking preventative action in critical situations.



### Park Assist.<sup>1,2</sup>

Park Assist aids positioning into parking spaces. When reverse is engaged, the vehicle assumes control of the steering. All that's required of the driver is to operate the pedals, whilst keeping a good lookout.



### Traffic Sign Recognition.<sup>1,2</sup>

Detects road signs and informs the driver. Optionally available in combination with the Discover Media navigation system.



### Trailer Assist.<sup>1,2,3</sup>

Trailer Assist automatically manoeuvres the vehicle and trailer during parallel and reverse parking, only in combination with tow bar preparation or removable and lockable tow bar.



### Hill Descent Assist.<sup>1,2,6</sup>

Allows you to descend slopes in a safe, controlled way by regulating the engine speed and applying the brakes as necessary.



### Adaptive Cruise Control (ACC).<sup>2,5</sup>

Standard on Highline and optional on Startline. Adaptive Cruise Control uses a front radar to measure the distance (up to 120 metres) and speed relative to vehicles driving ahead. It automatically regulates the pre-set distance. ACC also includes the Front Assist with City Emergency Braking System. This detects critical distances, warns of hazardous situations and when necessary, a speed of up to 18mph triggers emergency braking.



### Tyre pressure monitoring system.<sup>1,2</sup>

Displays the current pressure for every tyre and warns of deviations from the set pressure.



### Crosswind Assist.<sup>2</sup>

As part of the standard Electronic Stabilisation Programme (ESP), Crosswind Assist applies adaptive braking intervention when the vehicle encounters a strong crosswind.



### Side protection.<sup>1,2,4</sup>

As part of Park Assist, Side protection monitors the vehicle's sides and alerts you with visual and audible warnings if you're getting too close to other vehicles, pillars, walls or pedestrians.

1 Optional at extra cost. 2 Within the system's thresholds. 3 Only in combination with a tailgate. 4 No direct detection of lateral obstacles by sensors. Obstacles are 'estimated' by the system when they are detected by the front/rear sensors as the vehicle passes.

|                  |        |                    |                 |   |  |            |         |                    |               |                    |        |                             |                       |            |                 |  |             |
|------------------|--------|--------------------|-----------------|---|--|------------|---------|--------------------|---------------|--------------------|--------|-----------------------------|-----------------------|------------|-----------------|--|-------------|
| Working with you | Design | Assistance systems | Choose your van | Transporter 6.1 panel van and kombi van | Transporter 6.1 chassis cab and dropside | Customised | 4MOTION | Optional equipment | Business Pack | Paint & upholstery | Wheels | Infotainment & connectivity | Technical information | Price list | Finance options | Finance, insurance, servicing & warranties | Accessories |
|------------------|--------|--------------------|-----------------|---|--|------------|---------|--------------------|---------------|--------------------|--------|-----------------------------|-----------------------|------------|-----------------|--|-------------|

# So which model do you need? Choose your van.

### Your van.

You probably already have an idea about what you need from your ideal van and what you'll need to carry. Likewise, you're sure to have an idea about what's the heaviest, tallest, widest or longest load you'll need to get into your vehicle. If you're a Fleet Manager, then you'll probably need a variety of options and maybe more than one vehicle. Bearing these factors in mind, the information featured on these pages is designed to help as a quick guide to which vehicle may be the closest match to your own specific requirements.

### Two trimlines.

There are two trimlines available, from the robust Startline to the luxurious Highline, each delivering its own distinct feel and offering solutions for a vast range of tasks.

### Your choice.

And remember, that's not all. Every Transporter is available with a wide range of options and accessories – all designed to further help tailor your vehicle to your own particular needs. So which model do you need?

## How to select your van:

1. Think about the **maximum length and height** of your load. This will help you choose a wheelbase and roof height. If you need to carry more than two passengers, you'll need to consider choosing a Transporter kombi crew van.
2. In the Technical information section you'll see **payload** ranges. Think about the heaviest load you need to carry. This will help you choose what's suitable (for instance a T30). [Please click here.](#)
3. From the two **trimlines** available, decide which one is right for you. [Please click here for Startline.](#) [Please click here for Highline.](#)
4. Take a look at the Price list information section to discover which **engines and options** are available for your chosen van. [Please click here.](#)

### Short wheelbase normal roof.



Load length<sup>1</sup>: 2,572mm  
Load width: 1,700mm  
Load height: 1,410mm

**5.8m<sup>3</sup>**  
load area volume.

### Long wheelbase normal roof.



Load length<sup>1</sup>: 2,975mm  
Load width: 1,700mm  
Load height: 1,410mm

**6.7m<sup>3</sup>**  
load area volume.

### Long wheelbase high roof.

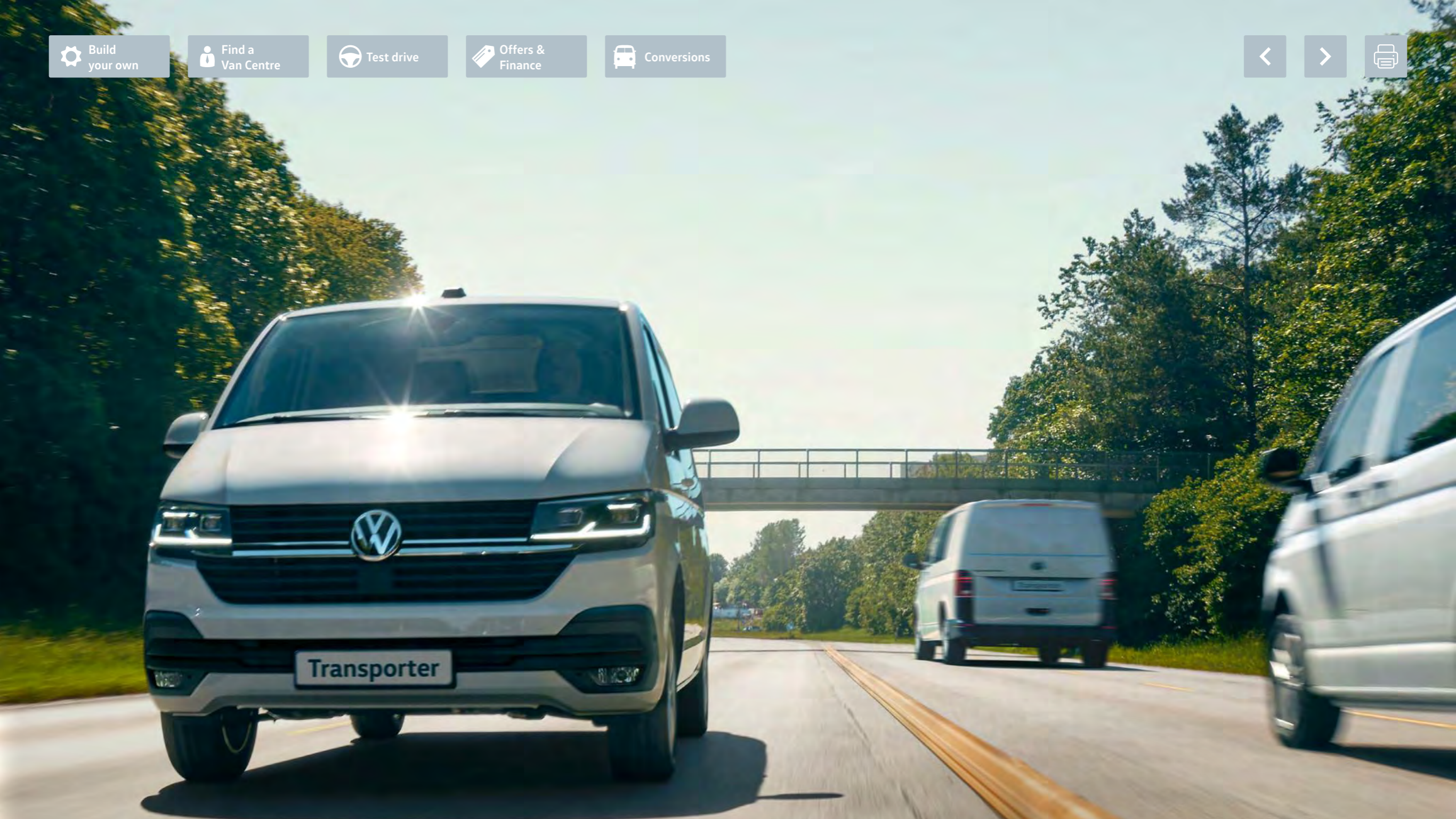


Load length<sup>1</sup>: 2,975mm  
Load width: 1,700mm  
Load height: 1,940mm

**9.3m<sup>3</sup>**  
load area volume.

Please note: The Transporter 6.1 kombi crew van's load dimensions vary slightly from the Transporter 6.1 panel van figure shown. For further information about dimensions, please refer to the Technical information section.

<sup>1</sup> Please note: load length is based on vehicles without a bulkhead. The bulkhead can be removed at no extra cost.



Transporter

# Always gives its all.

### Transporter 6.1 panel van.

It was the solution for transport bottlenecks over 70 years ago. Today, the Transporter 6.1 panel van offers greater performance than ever before. It combines an impressive load compartment height with modern support in road traffic through driver assistance systems.

### Transporter 6.1 kombi crew van.

The vehicle combination for both passenger and goods transport known initially as a Transporter 6.1 kombi. The Transporter 6.1 kombi crew van has been part of the Transporter series for a long time now. Up to six people and a maximum of two Euro pallets can be transported at the same time.

Image shown is for illustrative purposes only. Vehicles shown are not UK specification.

|                  |        |                    |                 |  |  |            |         |                    |               |                    |        |                             |                       |            |                 |  |             |
|------------------|--------|--------------------|-----------------|--|--|------------|---------|--------------------|---------------|--------------------|--------|-----------------------------|-----------------------|------------|-----------------|--|-------------|
| Working with you | Design | Assistance systems | Choose your van | <b>Transporter 6.1 panel van and kombi van</b> | Transporter 6.1 chassis cab and dropside | Customised | 4MOTION | Optional equipment | Business Pack | Paint & upholstery | Wheels | Infotainment & connectivity | Technical information | Price list | Finance options | Finance, insurance, servicing & warranties | Accessories |
|------------------|--------|--------------------|-----------------|--|--|------------|---------|--------------------|---------------|--------------------|--------|-----------------------------|-----------------------|------------|-----------------|--|-------------|




# Space for everything.

## Transporter 6.1 panel van

Full load. Heavy traffic. Many stops. The Transporter 6.1 panel van offers practical assistance for all these things. With its especially low loading sill, impressive load room height and its intelligently designed load securing options, it offers ideal working conditions. With the electromechanical power steering system, it now offers even more helpful driver assistance systems when on the road.

### Highlights of the Transporter 6.1 panel van

- Crosswind Assist<sup>1</sup>
- Ergonomic workplace
- Maximum trailer weight up to 2.5T
- Payload up to 1.3T
- Space for up to three Euro pallets
- Two wheelbases and two roof heights
- Up to 1,940mm load compartment height<sup>2</sup>
- Up to 3.2T gross vehicle weight (GVW)
- Up to 9.3m<sup>3</sup> load compartment volume<sup>3</sup>



Reverse parking. The new Park Assist<sup>1,4</sup> helps when driving into perpendicular and parallel parking spaces by optimum steering movements.



<sup>1</sup> Within the system's thresholds. <sup>2</sup> For high roof models. Please note that these are approximate values and the dimensions may differ due to manufacturing tolerances. <sup>3</sup> On long wheelbase models with high roof. <sup>4</sup> Optional at extra cost. <sup>5</sup> Only in combination with a tailgate. <sup>6</sup> The driver must be prepared to override the assistance system at any time and is responsible to drive the vehicle with caution. Images shown are for illustrative purposes only. Vehicles shown are not UK specification.



Load Euro pallets from the side. The **sliding door** makes working with a forklift truck easier thanks to its large effective opening width of 1,017mm<sup>1,2</sup>.



Loading and unloading in urban areas. The **rear wing doors** permit flexible use of the 1,473mm<sup>1</sup> wide rear opening of the load compartment.




Secure heavy loads. The **lashing eyes** on the floor are mounted so that a Euro pallet fits between them.




Protect against theft. The **new load compartment locking system** allows the load space to be locked separately from the cab.

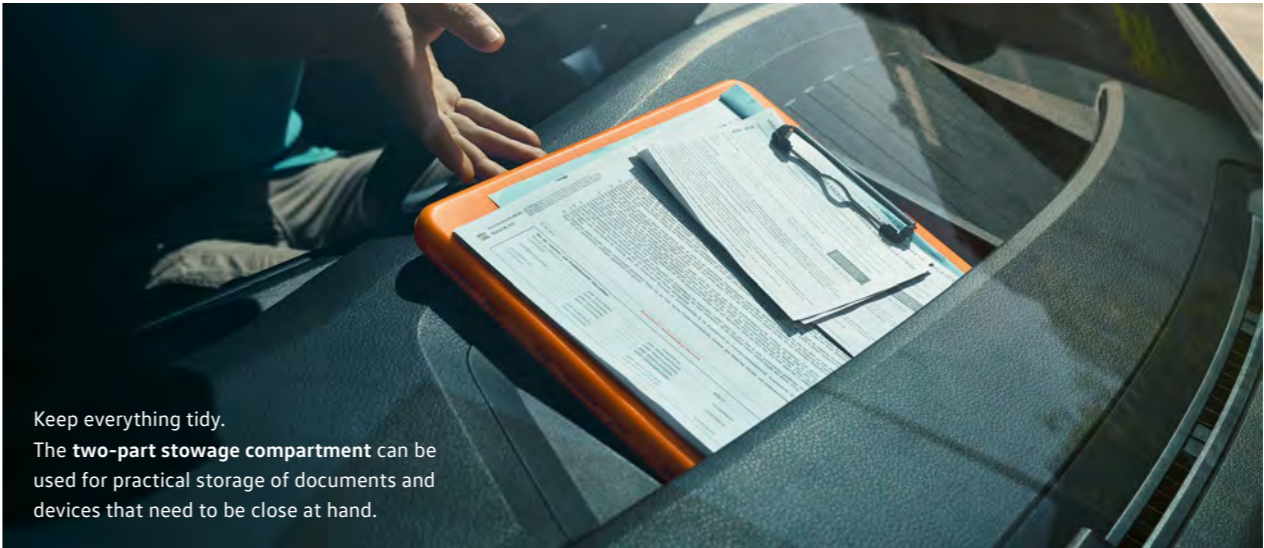
1 Please note that these are approximate values and the dimensions may differ due to manufacturing tolerances.  
2 Only available with mechanically operated sliding doors.  
Images shown are for illustrative purposes only. Vehicles shown are not UK specification.



Keep an overview. The redesigned cab environment, including fully adjustable steering wheel and driver's seat with armrest and 4-way lumbar support, offers an ergonomic seating position when parked. There are a large number of shelf areas, and the new LED interior lighting provides optimum working light.



Space for a long day. The double stowage areas in the doors provide plenty of storage space for documents, devices and provisions.



Keep everything tidy. The two-part stowage compartment can be used for practical storage of documents and devices that need to be close at hand.

Images shown are for illustrative purposes only. Vehicles shown are not UK specification.

# Transporter 6.1 kombi crew van



# All in one.



Changing tasks. Changing teams. Changing work materials. The Transporter 6.1 kombi crew van offers the necessary flexibility. With two single front seats and a removeable three-seater bench in the second row, it combines the functions of a panel van and kombi crew van. The Startline and Highline interior equipment options offer a choice of comfort levels.

### Highlights of the Transporter 6.1 kombi crew van

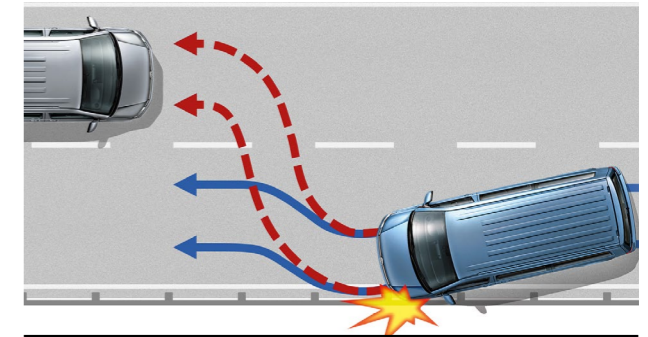
- Five or six seats
- LED lights in the passenger compartment
- Registered as a commercial vehicle
- Sliding window in the sliding door
- Space for up to two Euro pallets behind bench<sup>1</sup>
- Three-seater bench seat in second row
- Up to 1,967mm<sup>1,2</sup> load compartment length
- Up to 4.4m<sup>3</sup> load compartment volume<sup>1</sup>

<sup>1</sup> On long wheelbase models. <sup>2</sup> Measured at the floor height of the vehicle floor. Please note that these are approximate values and the dimensions may differ due to manufacturing tolerances.

Images shown are for illustrative purposes only. Vehicles shown are not UK specification.

# Transporter 6.1 panel van Startline

## Standard equipment



Starting from **£27,490†** [Please click here for more details.](#)

### Wheels

- 16 inch steel wheels 205/65 R16 tyres with low rolling resistance
- Steel spare wheel
- Tool kit and jack

### Exterior

- Electrically adjustable and heated exterior door mirrors
- Grey bumpers with exterior door mirror housings and door handles in Black
- H7 twin halogen headlights
- Radiator grille with double chrome trim strip

### Air conditioning and sun protection

- Allergen filter
- Electronically controlled heating system
- Heat-insulating windows in cab

### Driver's workplace

- Dash panel with open stowage compartments, drink holders and lockable glovebox
- Dimmable dashboard illumination
- 'Double Grid' cloth seat upholstery in Titanium Black
- Driver's seat with armrest, height adjustment and 4-way manual lumbar support
- Dual passenger bench seat
- Durable rubber floor in the cab
- Electric windows in the cab
- Folding grab handles on roof frame
- Leather trimmed multi-function steering wheel with height and longitudinal adjustment
- LED interior lighting with two reading lights in the roof console
- Sun visors and airbag label on front passenger sun visor
- 12V socket

### Infotainment and connectivity

- Composition Colour DAB+ radio system with 6.5 inch touch-screen and four loudspeakers, SD card slot, Bluetooth® hands-free and two USB interfaces (type-C) in dashboard
- Multi-function display Plus with black and white display
- Volkswagen App-Connect

### Load compartment

- Folding lashing rings for load restraint system, reinforced (ISO 27956)
- Full height steel bulkhead, without window
- Half-height side trim panels and roof trim panels made of hardboard
- Interior lighting with LED technology in load compartment
- Rear wing doors without window apertures
- Sliding door on the left in load compartment

### Driver assistance, safety and electrical

- Automatic Post-Collision Braking System<sup>1</sup>
- Brake Assist system
- Central locking system with two remote control folding keys and interior operation
- Crosswind Assist<sup>1</sup>
- Cruise control including speed limiter
- Daytime running lights
- Driver Alert system
- Driver and front passenger airbags with front passenger's airbag deactivation button
- eCall emergency system
- Electromechanical steering
- Electronic Stabilisation Programme<sup>1</sup> (ESP), Anti-lock Braking System (ABS), Traction Control System (ASR), Electronic Differential Lock (EDL) and Hill Start Assist<sup>1</sup>
- Engine immobiliser
- Front Assist with City Emergency Braking System<sup>1</sup>
- Start-stop system with regenerative braking
- Single-tone horn
- Warning light and buzzer for front seat belts if unfastened

# Transporter 6.1 kombi crew van Startline

## Standard equipment in addition to panel van

- Dimmable interior rear-view mirror
- Full height side trim panels in the load compartment
- Illuminated steps in load/passenger compartment
- ISOFIX and top tether child seat anchors for the outer seats of the three-seater bench seat

- Rear window in tailgate with heat-insulating glass, heated with wiper and washer system
- Rubber floor covering in the passenger compartment with loading edge protection in rear
- Side sliding windows in the second row, left and right

- Tailgate closing with unlatching from the inside
- Two individual seats at the front and a folding three-seater bench seat at the rear in the 2nd row
- Tyre pressure loss indicator

Starting from **£29,525†** [Please click here for more details.](#)

<sup>1</sup> Within the system's thresholds. Images shown are for illustrative purposes only. Vehicles shown are not UK specification. Volkswagen Commercial Vehicles may change RRP's at any time (this includes where there are government changes in regulation and/or legislation). There may be a delay to any RRP displaying correctly on our materials. Always obtain prices from your chosen authorised Van Centre. † Basic RRP excluding VAT. Detailed information regarding tyre efficiency labelling and technical specifications on all potential tyre fitments can be found by visiting the Volkswagen Commercial Vehicles online car configurator at [www.volkswagen-vans.co.uk/en/configurator.html](http://www.volkswagen-vans.co.uk/en/configurator.html)

# Transporter 6.1 panel van Highline

## Standard equipment in addition to Startline

Starting from **£30,765†**

Please click here for more details.



### Wheels

16 inch 'Clayton' alloy wheels 6½J x 16. In Silver with 205/65 R16 tyres.  
17 inch 'Devonport' alloy wheels 7J x 17. In Silver with 215/60 R17 tyres. (T32 204PS only)  
Lockable wheel bolts

### Exterior

Automatic headlight activation with separate daytime running lights, leaving home and manual coming home function  
Body-coloured exterior door mirror housings, door handles and bumpers  
Electrically foldable exterior door mirrors  
Front fog lights with cornering function  
Windshield wiper intermittent control with rain sensor

### Driver's workplace

Additional 12V socket in dashboard  
Auto-dimming interior rear-view mirror  
'Bricks' cloth seat upholstery in Titanium Black  
Entry handle on A-pillar on driver's and front passenger's side  
Illuminated glovebox  
One waste bin in door storage compartment  
Sun visors with mirror and airbag label on front passenger sun visor

### Air conditioning and sun protection

Climatic air conditioning system  
Laminated windshield, heated

### Driver assistance, safety and electrical

Adaptive Cruise Control (ACC) with speed limiter including Front Assist with City Emergency Braking System<sup>1</sup>  
Anti-theft alarm system with interior monitoring in cab, backup horn, towing protection and SAFELOCK  
Parking sensors, front and rear


# Transporter 6.1 kombi crew van Highline

## Standard equipment in addition to panel van

Armrests for both front seats  
Manual height adjustment for both front seats  
Manually adjustable lumbar support for both front seats  
Privacy glass from the B-pillar, heat-insulating glass (green) in front

Starting from **£33,200†**

Please click here for more details.



<sup>1</sup> Within the system's thresholds. Images shown are for illustrative purposes only. Vehicles shown are not UK specification.

Volkswagen Commercial Vehicles may change RRP's at any time (this includes where there are government changes in regulation and/or legislation). There may be a delay to any RRP displaying correctly on our materials. Always obtain prices from your chosen authorised Van Centre. † Basic RRP excluding VAT.

Detailed information regarding tyre efficiency labelling and technical specifications on all potential tyre fitments can be found by visiting the Volkswagen Commercial Vehicles online car configurator at [www.volkswagen-vans.co.uk/en/configurator.html](http://www.volkswagen-vans.co.uk/en/configurator.html)



### Transporter 6.1 Chassis cab and dropside van.

Combining a single cab and long wheelbase, as well as a large easy to access load bed, the Transporter 6.1 dropside van provides the perfect solution to carrying your day-to-day equipment. Up to three people and four Euro pallets can be comfortably accommodated. Also available to order as a chassis – ready for conversion.

# Always ready to work.

Image shown is for illustrative purposes only. Vehicles shown are not UK specification.

|                                  |                        |                                    |                                 |   |   |                            |                         |                                    |                               |  |                        |   |                                       |                            |                                 |  |                             |
|----------------------------------|------------------------|------------------------------------|---------------------------------|---|---|----------------------------|-------------------------|------------------------------------|-------------------------------|--|------------------------|---|---------------------------------------|----------------------------|---------------------------------|--|-----------------------------|
| <a href="#">Working with you</a> | <a href="#">Design</a> | <a href="#">Assistance systems</a> | <a href="#">Choose your van</a> | <a href="#">Transporter 6.1 panel van and kombi van</a> | <b><a href="#">Transporter 6.1 chassis cab and dropside</a></b> | <a href="#">Customised</a> | <a href="#">4MOTION</a> | <a href="#">Optional equipment</a> | <a href="#">Business Pack</a> | <a href="#">Paint &amp; upholstery</a> | <a href="#">Wheels</a> | <a href="#">Infotainment &amp; connectivity</a> | <a href="#">Technical information</a> | <a href="#">Price list</a> | <a href="#">Finance options</a> | <a href="#">Finance, insurance, servicing &amp; warranties</a> | <a href="#">Accessories</a> |
|----------------------------------|------------------------|------------------------------------|---------------------------------|---|---|----------------------------|-------------------------|------------------------------------|-------------------------------|--|------------------------|---|---------------------------------------|----------------------------|---------------------------------|--|-----------------------------|

# Carry everything.

Whether it's heavy equipment or a heavy load, the Transporter Single cab Dropside van offers enormous potential for all these challenges. With the ability to climb a grade of 37° and carry a payload of up to 1,162 kg, it will let hardly anything get in its way. Add to that a variety of equipment options, you can adapt the dropside to suit the job.

## Highlights of the Transporter Dropside

- Extra durable quality with a non-slip and water-repellent platform
- Largest platform choice in the segment
- For one to three people plus equipment
- Low-loader option available
- 8 lashing eyes for securing loads safely
- 5.7 m<sup>2</sup> load platform area

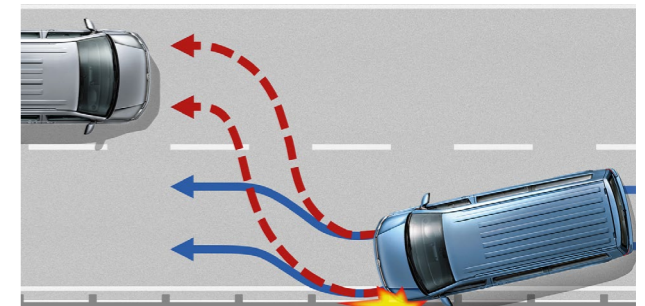



Image shown is for illustrative purposes only. Vehicles shown are not UK specification.



# Transporter 6.1 Chassis cab Startline

## Standard equipment



Starting from **£28,050†**

Please click here for more details.

### Wheels

- 17 inch steel wheels 215/60 R17 tyres with low rolling resistance
- Steel spare wheel
- Tool kit and jack

### Exterior

- Electrically adjustable and heated exterior door mirrors
- Grey bumpers with exterior door mirror housings and door handles in Black
- H7 twin halogen headlights
- Radiator grille with double chrome trim strip
- 75 litre fuel tank with lockable cap.

### Air conditioning and sun protection

- Allergen filter
- Electronically controlled heating system
- Heat-insulating windows in cab

### Driver's workplace

- Dash panel with open stowage compartments, drink holders and lockable glovebox
- Dimmable dashboard illumination
- 'Double Grid' cloth seat upholstery in Titanium Black
- Driver's seat with armrest, height adjustment and 4-way manual lumbar support
- Dual passenger bench seat
- Durable rubber floor in the cab
- Electric windows in the cab
- Folding grab handles on roof frame
- Leather trimmed multi-function steering wheel with height and longitudinal adjustment
- LED interior lighting with two reading lights in the roof console
- Sun visors and airbag label on front passenger sun visor
- 12V socket

### Infotainment and connectivity

- Composition Audio radio with USB/iPod connection and Bluetooth®.
- Multi-function display Plus with black and white display

### Driver assistance, safety and electrical

- Alternator 180 A
- Automatic Post-Collision Braking System<sup>1</sup>
- Brake Assist system
- Central locking system with two remote control folding keys and interior operation
- Cruise control including speed limiter
- Daytime running lights
- Driver Alert system
- Driver and front passenger airbags with front passenger's airbag deactivation button
- Electromechanical steering
- Electronic Stabilisation Programme<sup>1</sup> (ESP), Anti-lock Braking System (ABS), Traction Control System (ASR), Electronic Differential Lock (EDL) and Hill Start Assist<sup>1</sup>
- Engine immobiliser
- Front Assist with City Emergency Braking System<sup>1</sup>
- Start-stop system with regenerative braking
- Single-tone horn
- Warning light and buzzer for front seat belts if unfastened

# Transporter 6.1 dropside Startline

## Standard equipment in addition to chassis cab

Starting from **£27,150†**

Please click here for more details.

- 16 inch steel wheels 205/65 R16 tyres with low rolling resistance

- Load platform, aluminum side and tailboards (folding), safety locks
- Rear step
- 8 folding lashing rings for load restraint system, reinforced (ISO 27956)

<sup>1</sup> Within the system's thresholds. Images shown are for illustrative purposes only. Vehicles shown are not UK specification. Volkswagen Commercial Vehicles may change RRP's at any time (this includes where there are government changes in regulation and/or legislation). There may be a delay to any RRP displaying correctly on our materials. Always obtain prices from your chosen authorised Van Centre. † Basic RRP excluding VAT. Detailed information regarding tyre efficiency labelling and technical specifications on all potential tyre fitments can be found by visiting the Volkswagen Commercial Vehicles online car configurator at [www.volkswagen-vans.co.uk/en/configurator.html](http://www.volkswagen-vans.co.uk/en/configurator.html)

# More customised.



## Ideal prerequisites for individual conversions.

When it comes to conversions, the Transporter 6.1 offers a unique level of adaptability. This starts with the choice of two wheelbases and two roof heights. There are then three weight classes with a gross vehicle weight rating from 2.8T to 3.2T. What is more, an impressive interior height in the load compartment is common to all variants – ideal for installation of shelving.

Image shown is for illustrative purposes only. Vehicles shown are not UK specification.

|                                  |                        |                                    |                                 |   |  |                   |                         |                                    |                               |  |                        |   |                                       |                            |                                 |  |                             |
|----------------------------------|------------------------|------------------------------------|---------------------------------|---|--|-------------------|-------------------------|------------------------------------|-------------------------------|--|------------------------|---|---------------------------------------|----------------------------|---------------------------------|--|-----------------------------|
| <a href="#">Working with you</a> | <a href="#">Design</a> | <a href="#">Assistance systems</a> | <a href="#">Choose your van</a> | <a href="#">Transporter 6.1 panel van and kombi van</a> | <a href="#">Transporter 6.1 chassis cab and dropside</a> | <b>Customised</b> | <a href="#">4MOTION</a> | <a href="#">Optional equipment</a> | <a href="#">Business Pack</a> | <a href="#">Paint &amp; upholstery</a> | <a href="#">Wheels</a> | <a href="#">Infotainment &amp; connectivity</a> | <a href="#">Technical information</a> | <a href="#">Price list</a> | <a href="#">Finance options</a> | <a href="#">Finance, insurance, servicing &amp; warranties</a> | <a href="#">Accessories</a> |
|----------------------------------|------------------------|------------------------------------|---------------------------------|---|--|-------------------|-------------------------|------------------------------------|-------------------------------|--|------------------------|---|---------------------------------------|----------------------------|---------------------------------|--|-----------------------------|

# Moving big things.

Towing and 4MOTION.



**4MOTION all-wheel drive.**<sup>1,2</sup> The all-wheel drive automatically adapts the power transmission to the respective driving situation via an electronically controlled multiplate clutch on the rear axle. The low system weight provides optimum vehicle handling and increased driving dynamics.

**Mechanical differential lock.**<sup>1,3</sup> As additional support for the 4MOTION all-wheel drive<sup>1,2</sup>, a mechanical differential lock is available for the rear axle. This makes it easier to pull away in difficult off-road conditions and makes the Transporter 6.1 one of the most capable all-terrain vehicles in its class.

**Maximum trailer weight up to 2.5T.** Maximum trailer weights of up to 2.5T are possible in combination with the six and seven-speed gearboxes.

**Tow bar.**<sup>1</sup> Tow bar preparation is available, or if you require greater flexibility a removable option is also available.

**Trailer stabilisation.**<sup>1,4,5</sup> Automatically intervenes if the trailer starts to swing, applying brakes where necessary to ensure the trailer is stabilised.

<sup>1</sup> Optional at extra cost. <sup>2</sup> Not available for all engines. <sup>3</sup> Only available in conjunction with 4MOTION all-wheel drive. <sup>4</sup> Within the system's thresholds. <sup>5</sup> Only available in conjunction with a tow bar or with tow bar preparation. Images shown are for illustrative purposes only. Vehicles shown are not UK specification.

# Options

## Exterior

**01 Exterior pack.** Body-coloured exterior door mirrors, door handles and bumpers add a stylish and enhanced appeal. | S | H |

**02 Electrically adjustable, heated and folding exterior door mirrors.** Fold automatically inward towards the vehicle when the vehicle is locked by means of the remote control key. | S | H |

**03 | 04 LED headlights with separate daytime running lights and LED tail lights.** Long-life and energy-saving LED technology for vehicles with tailgate. | H |

**H7 twin halogen headlights (not shown).** Ensure optimum visibility at night thanks to long range and excellent lateral illumination. | S | H |



02



03



04



01

## Driver's workplace

**05 LED interior lighting with two reading lights in the roof console.** Provide pleasant light for working. | S | H |

**Dual passenger seat in cab with integrated storage compartment (not shown).** A fold-out stowage compartment with drink and pen holder is integrated in the backrest. | S | H |

**Multi-function display Plus (not shown).** Displays current information, including the outside temperature, range, average speed and fuel consumption. | S | H |

**Digital tachograph (not shown).** Complies with the EU Directive for motor vehicles valid since June 2019. | S | H |

**06 Leather trimmed multi-function steering wheel.** Makes it easier to operate various systems when driving. | S | H |

**Electromechanical power steering (not shown).** The speed-sensitive power steering improves the driving feeling and safety. | S | H |

**Additional 12V socket in the centre storage compartment (not shown).** Supplies smartphones and other electrical devices with 12V DC. | S | H |



05



06

Standard    Optional at extra cost    | S | Transporter 6.1 Startline    | H | Transporter 6.1 Highline

Images shown are for illustrative purposes only. Vehicles shown are not UK specification.

# Options (continued)

## Load compartment, passenger compartment and load platform



**01 Anti-slip, washable rubber floor.** Increases safety through an anti-slip surface that extends over the loading sill and the step lighting. |S|H| kombi crew van. |S|H| panel van.

**02 Reinforced lashing eyes (folding).** Allows loads to be optimally secured on the floor with a high maximum tensile force of 470 daN. Not available for kombi crew van models. |S|H|

**03 Tow bar, removable, maximum trailer weight up to 2.5T, including trailer stabilisation.<sup>1,2</sup>** Can be fitted or removed quickly and easily. |S|H|



**High side panel trim – hardboard (not shown).** Full-height protection of the side panels from the floor to the roof frame. |S|H| kombi crew van. |S|H| panel van.

**Sliding door, right side (not shown).** Speeds up loading and unloading and increases comfort for getting in and out of the vehicle. |S|H|

**Electric power latching for sliding doors (not shown).** Makes it easier to close the sliding doors. |S|H|

**Electric sliding doors (not shown).** Also work reliably on uphill and downhill gradients and feature a roll-back function to prevent any injuries. Available on kombi crew van models only. |S|H|



**04 Universal floor (for fittings).** The ideal preparation for subsequent installation of cabinet systems from various manufacturers<sup>3</sup>. Special adapters<sup>4</sup> in the recesses in the floor covering permit flexible installation of cabinet systems at any time without gluing or drilling. Subsequent removal of the floor leaves only minimum traces. Optional on panel van models. |S|H|

<sup>1</sup> The maximum trailer weight varies depending on the engine. <sup>2</sup> Within the system's thresholds. <sup>3</sup> The respective body builder is responsible for the correct and safe installation of the cabinet systems installed on the universal floor. <sup>4</sup> Not included with delivery.

Images shown are for illustrative purposes only. Vehicles shown are not UK specification.

Standard Optional at extra cost |S| Transporter 6.1 Startline |H| Transporter 6.1 Highline

# Options (continued)

## Load compartment, passenger compartment and load platform (continued)

**01 High partition, closed.** Fully separates the load compartment from the cab. Standard on panel van models only. Not available for kombi crew van models. | S | H |

**02 Partition, high with window.** The window is made of safety glass. Optional on panel van models only. Not available for kombi crew van models. | S | H |

**03 Tailgate without window.** Allows convenient loading and unloading with a large opening height of maximum 2,200mm<sup>1</sup>. | S | H |

**04 Tailgate with window.** Improves visibility to the rear thanks to a particularly large window. | S | H | kombi crew van. | S | H | panel van (no cost option).

**Electric tailgate.<sup>2</sup>** Can be operated with the vehicle key for convenient and safe handling. Sensors detect whether the tailgate has sufficient space to open and the roll-back function stops the tailgate from closing if it encounters an obstacle. Not available on Startline panel van models. | S | H |



01



02



03



04



05



06

**05 Rear wing doors.** Standard on panel van models and any model ordered with a high roof. | S | H | high roof kombi crew van only. | S | H | panel van.

**06 Rear wing doors with window.** Extend the field of vision thanks to a narrow centre pillar in combination with extra wide windows. Only available on kombi crew van models. Not available for panel van models. | S | H |

<sup>1</sup> Please note that these are approximate values and the dimensions may differ due to manufacturing tolerances.

<sup>2</sup> Only in conjunction with central locking, heated rear window, rear windscreen wiper and Parking sensors, front and rear. Images shown are for illustrative purposes only. Vehicles shown are not UK specification.

Standard   Optional at extra cost   | S | Transporter 6.1 Startline   | H | Transporter 6.1 Highline

|                  |        |                    |                 |   |  |            |         |                    |               |                    |        |                             |                       |            |                 |  |             |
|------------------|--------|--------------------|-----------------|---|--|------------|---------|--------------------|---------------|--------------------|--------|-----------------------------|-----------------------|------------|-----------------|--|-------------|
| Working with you | Design | Assistance systems | Choose your van | Transporter 6.1 panel van and kombi van | Transporter 6.1 chassis cab and dropside | Customised | 4MOTION | Optional equipment | Business Pack | Paint & upholstery | Wheels | Infotainment & connectivity | Technical information | Price list | Finance options | Finance, insurance, servicing & warranties | Accessories |
|------------------|--------|--------------------|-----------------|---|--|------------|---------|--------------------|---------------|--------------------|--------|-----------------------------|-----------------------|------------|-----------------|--|-------------|

# Options (continued)

## Air conditioning and glass

**Heated driver and front passenger's seats.** These are separately controllable and heats the seat cushion and backrest surfaces. Also available for the two-seater front passenger bench seat. |S|H|

**Heated windscreen.** Ensures good visibility in cold and damp weather. The heating elements are integrated into the window. |H|

**Heated rear window.** Quickly and reliably ensures a clear view to the rear. |S|H| kombi crew van. |S|H| panel van.

**Supplementary heating system (passenger/load compartment).** Increases heating output with a second heat exchanger and a vent at the C-pillar. |S|H|

**Auxiliary air heater.** This is programmed via the central control units or remote control and keeps the interior pleasantly warm for up to 48 hours in continuous operation with 2,500 watt. |S|H|

**Air conditioning system in the cab with electronic control.** You can use the infinitely adjustable control to set your preferred comfortable temperature. |S|H|


**Battery and alternator with increased capacity.** The alternator power is increased to up to 250 A and the battery power to 92 Ah. |S|H|

**Sliding windows (in sliding doors).** New handles make it even easier to open and close the side windows. Standard on kombi crew van models and not available on panel van models. |S|H|

**01 Privacy glass.** Available for kombi crew van models, privacy glass filters out sunlight and makes it difficult for outsiders to observe who or what is in the rear, by means of tinted windows in the passenger compartment. |S|H|



## Safety systems



**02 eCall.** Following an accident, automatically sends the time, location and number of vehicle occupants to an emergency call centre and establishes a voice connection. The system is activated by a crash sensor or manually via the emergency call button. If the driver doesn't respond, eCall automatically informs the emergency services. |S|H|

**Driver and front passenger's airbags.** With front passenger's airbag deactivation. They offer occupants improved protection in the event of head-on impacts. |S|H|

**Automatic Post-Collision Braking System.<sup>1</sup>** Initiates braking after a collision, with the aim of preventing secondary collisions. |S|H|

**Electronic Stabilisation Programme.<sup>1</sup>** Designed to prevent the vehicle from swerving in critical driving conditions by controlled and targeted intervention in the brake and engine management. This helps to maximise directional stability. |S|H|

**Anti-lock braking system.** Designed to prevent wheels from locking up and assist manoeuvrability of the vehicle under heavy braking. |S|H|

**Traction control system (ASR).** Aids smooth starts and acceleration by reducing wheel-spin. |S|H|

**Electronic differential lock (EDL).** Allows smooth starts on slippery or loose road surfaces. If one wheel starts to spin, EDL is designed to brake the wheel as necessary, directing power to the wheel with greater traction. |S|H|

**Remote central locking with interior operation and two remote folding keys.** Pressing the remote control opens all the doors or only the driver's door. Offers you extra convenience and safety. |S|H|

**Electric child safety lock.** The sliding doors can be locked separately from the cockpit via buttons. Standard on kombi crew van models. Not available for panel van models. |S|H|

<sup>1</sup> Within the system's thresholds. Images shown are for illustrative purposes only. Vehicles shown are not UK specification.

Standard Optional at extra cost |S| Transporter 6.1 Startline |H| Transporter 6.1 Highline

# Upgrade your new Transporter 6.1 with the discounted Business Pack. Now you can drive away in an upgraded Volkswagen Transporter 6.1 for less.

## The Startline panel van and kombi crew van Business Pack includes:

- Anti-theft alarm with interior monitoring in cab, backup horn and towing protection
- Climatic air conditioning system
- Rear parking sensors



Upgrade now for as little as **£1,095 +VAT.**

Volkswagen Commercial Vehicles may change RRP's at any time (this includes where there are government changes in regulation and/or legislation). There may be a delay to any RRP displaying correctly on our materials. Always obtain prices from your chosen authorised Van Centre.

Image shown is for illustrative purposes only. Vehicle shown is not UK specification.

|                  |        |                    |                 |   |  |            |         |                    |                      |                    |        |                             |                       |            |                 |  |             |
|------------------|--------|--------------------|-----------------|---|--|------------|---------|--------------------|----------------------|--------------------|--------|-----------------------------|-----------------------|------------|-----------------|--|-------------|
| Working with you | Design | Assistance systems | Choose your van | Transporter 6.1 panel van and kombi van | Transporter 6.1 chassis cab and dropside | Customised | 4MOTION | Optional equipment | <b>Business Pack</b> | Paint & upholstery | Wheels | Infotainment & connectivity | Technical information | Price list | Finance options | Finance, insurance, servicing & warranties | Accessories |
|------------------|--------|--------------------|-----------------|---|--|------------|---------|--------------------|----------------------|--------------------|--------|-----------------------------|-----------------------|------------|-----------------|--|-------------|



# Paint

## Pearl effect paint finishes



Deep Black<sup>1</sup>

<sup>1</sup> Optional at extra cost. Images shown are for illustrative purposes only. Vehicles shown are not UK specification.

**Please note:** Not all paint combinations can be ordered together and in some instances certain combinations may incur extra cost. Not all paint finishes may be available for every trimline. Please check details and availability with your Volkswagen Van Centre at the time of ordering. Screen representations do not allow exact reproduction of paint colours.

|                  |        |                    |                 |   |  |            |         |                    |               |                    |        |                             |                       |            |                 |  |             |
|------------------|--------|--------------------|-----------------|---|--|------------|---------|--------------------|---------------|--------------------|--------|-----------------------------|-----------------------|------------|-----------------|--|-------------|
| Working with you | Design | Assistance systems | Choose your van | Transporter 6.1 panel van and kombi van | Transporter 6.1 chassis cab and dropside | Customised | 4MOTION | Optional equipment | Business Pack | Paint & upholstery | Wheels | Infotainment & connectivity | Technical information | Price list | Finance options | Finance, insurance, servicing & warranties | Accessories |
|------------------|--------|--------------------|-----------------|---|--|------------|---------|--------------------|---------------|--------------------|--------|-----------------------------|-----------------------|------------|-----------------|--|-------------|

# Metallic paint finishes



Reflex Silver<sup>1,2</sup>



Indium Grey<sup>1,2</sup>



Starlight Blue<sup>1,2</sup>



Ravenna Blue<sup>1</sup>



Mojave Beige<sup>1</sup>



Fortana Red<sup>1</sup>

# Solid paint finishes



Candy White



Ascot Grey<sup>2</sup>



Cherry Red<sup>2</sup>



Bright Orange<sup>2,3</sup>



Pure Grey

# Individual paint

The Transporter 6.1 is also available in many other colours on request. Your authorised Volkswagen Van Centre will be happy to inform you about the wide range of individual paint options.



<sup>1</sup> Optional at extra cost.  
<sup>2</sup> This paint is also available as an optional extra in conjunction with a high roof at an extra cost.  
<sup>3</sup> Bright Orange solid paint is only available on Startline models.  
Images shown are for illustrative purposes only. Vehicles shown are not UK specification.

**Please note:** Not all paint combinations can be ordered together and in some instances certain combinations may incur extra cost. Not all paint finishes may be available for every trimline. Please check details and availability with your Volkswagen Van Centre at the time of ordering. Screen representations do not allow exact reproduction of paint colours.



# Seat upholstery

- 01 'Double Grid' cloth in Titanium Black | S |
- 02 'Bricks' cloth in Titanium Black | H |
- 03 'Robusta' durable cloth in Palladium<sup>1</sup> | S | H |
- 04 'Mesh' leatherette in Palladium | S | H |



1 Only available for the driver and front passenger seats. For kombi crew vans, 2nd row of seats will be supplied in 'Mesh' leatherette.

Please note: Not all upholstery combinations can be ordered together and in some instances certain combinations may incur extra cost. Please check details and availability with your Volkswagen Van Centre at the time of ordering. Screen representations do not allow exact reproduction of upholstery colours.

Standard Optional at extra cost | S | Transporter 6.1 Startline | H | Transporter 6.1 Highline

Images shown are for illustrative purposes only. Vehicles shown are not UK specification.

# Wheels

16 inch



**Steel wheels with wheel centre cover**  
6½J x 16. With 205/65 R16 tyres.  
| S |



**'Clayton' alloy wheels**  
6½J x 16. In Silver.  
With 205/65 R16 tyres.  
| S | H |



17 inch

**'Devonport' alloy wheels<sup>1</sup>**  
7J x 17. In Silver.  
With 215/60 R17 tyres.  
| H |

<sup>1</sup> Depending on the engine/gross vehicle weight combination.

Standard    Optional at extra cost    | S | Transporter 6.1 Startline    | H | Transporter 6.1 Highline

Detailed information regarding tyre efficiency labelling and technical specifications on all potential tyre fitments can be found by visiting the Volkswagen Commercial Vehicles online car configurator at [www.volkswagen-vans.co.uk/en/configurator.html](http://www.volkswagen-vans.co.uk/en/configurator.html)

|                  |        |                    |                 |   |  |            |         |                    |               |                    |               |                             |                       |            |                 |  |             |
|------------------|--------|--------------------|-----------------|---|--|------------|---------|--------------------|---------------|--------------------|---------------|-----------------------------|-----------------------|------------|-----------------|--|-------------|
| Working with you | Design | Assistance systems | Choose your van | Transporter 6.1 panel van and kombi van | Transporter 6.1 chassis cab and dropside | Customised | 4MOTION | Optional equipment | Business Pack | Paint & upholstery | <b>Wheels</b> | Infotainment & connectivity | Technical information | Price list | Finance options | Finance, insurance, servicing & warranties | Accessories |
|------------------|--------|--------------------|-----------------|---|--|------------|---------|--------------------|---------------|--------------------|---------------|-----------------------------|-----------------------|------------|-----------------|--|-------------|

# Infotainment & connectivity



**01 Composition Colour DAB+ radio system.** Fitted as standard, the Composition Colour DAB+ radio system features a 6.5 inch TFT touch-screen colour display, two USB (type-C) ports, Bluetooth®, SD card slot and four speakers delivering 20 watt output. It also features App-Connect, an integrated eSIM and mobile online services as part of We Connect<sup>1</sup> and We Connect Plus<sup>1,2</sup>. | S | H |

**02 Discover Media DAB+ satellite navigation system.** The optional Discover Media satellite navigation system features an 8 inch colour touch-screen with proximity sensor. The system also includes a 32GB media storage, natural voice control, free map updates via the internet and mobile online services with Volkswagen We Connect Plus<sup>1,2</sup>, wireless App-Connect<sup>3</sup> and integrated eSIM. | S | H |

<sup>1</sup> To use We Connect services, you need to have a Volkswagen ID user account, and must log into We Connect with your username and password. In addition, a separate We Connect contract or We Connect Plus contract must be concluded online with Volkswagen AG. For We Connect Plus, you have 90 days from the handover of the vehicle to register the vehicle at [www.portal.volkswagen-we.com](http://www.portal.volkswagen-we.com), and use the services for the full duration of the agreed free period. <sup>2</sup> Free of charge for the first year when you order Composition Colour or Discover Media navigation systems. There is an extra charge in the event of renewal once the free period has expired. <sup>3</sup> Only in conjunction with compatible Apple CarPlay devices on the Discover Media navigation system.

Standard    Optional at extra cost    | S | Transporter 6.1 Startline    | H | Transporter 6.1 Highline

|                  |        |                    |                 |   |  |            |         |                    |               |                    |        |  |                       |            |                 |  |             |
|------------------|--------|--------------------|-----------------|---|--|------------|---------|--------------------|---------------|--------------------|--------|--|-----------------------|------------|-----------------|--|-------------|
| Working with you | Design | Assistance systems | Choose your van | Transporter 6.1 panel van and kombi van | Transporter 6.1 chassis cab and dropside | Customised | 4MOTION | Optional equipment | Business Pack | Paint & upholstery | Wheels | <b>Infotainment &amp; connectivity</b> | Technical information | Price list | Finance options | Finance, insurance, servicing & warranties | Accessories |
|------------------|--------|--------------------|-----------------|---|--|------------|---------|--------------------|---------------|--------------------|--------|--|-----------------------|------------|-----------------|--|-------------|



# We Connect and We Connect Plus.

## Your vehicle's technology, at your fingertips.

With Volkswagen We Connect<sup>1</sup> driving a van will now be even more digital. The We Connect<sup>1</sup> App connects your smartphone to the vehicle with an integrated eSIM card. To take advantage of these exclusive services, you can register today with the We Connect<sup>1</sup> Portal. Once your vehicle has been activated, you can access the full range of Mobile Online Services.

### We Connect<sup>1</sup>



#### BREAKDOWN CALL

In the event of a breakdown, we get to your location quickly. With 'Breakdown Call', you can call for breakdown assistance from your vehicle with the press of a button. The system will send your location and vehicle information directly to the AA Call Centre.



#### PARKING POSITION

The 'Parking Position' Service shows you where your car is located. If necessary, it can also show you the fastest way of getting to it.



#### SERVICE SCHEDULING

You drive – Volkswagen 'Service Scheduling' looks after the rest. As soon as your vehicle's service is due, a notification will automatically be sent to your chosen Volkswagen Van Centre, who will be in touch to book the service appointment with you.



#### EMERGENCY CALL SERVICE

In the event of a serious accident, you can press the 'eCall' button to speak to the emergency services who will automatically dispatch help to your exact location or, in the event your vehicle is involved in an accident, they will contact you and will automatically dispatch help if you are not able to respond.

### We Connect Plus<sup>1,2</sup>



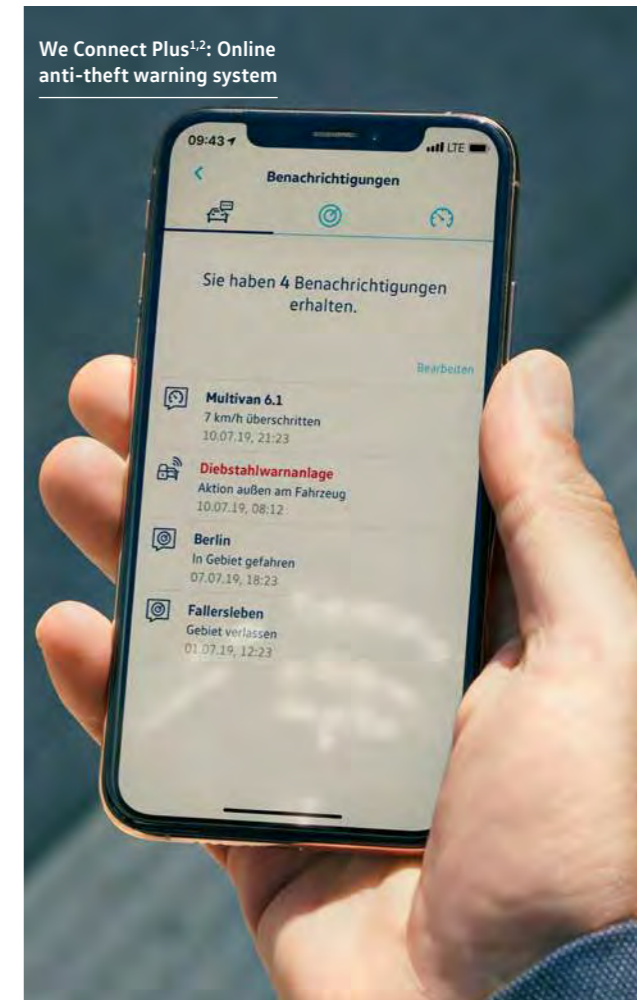
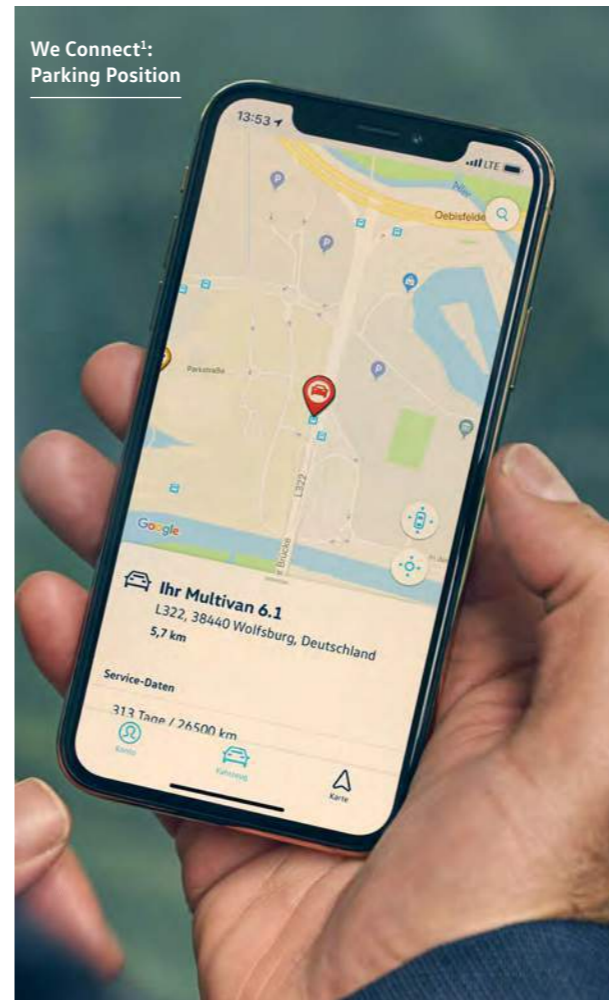
#### LOCK & UNLOCK

'Lock & Unlock' allows you to control the central locking system of your vehicle – using your smartphone, you can conveniently lock and unlock the doors and luggage compartment.



#### ONLINE ANTI-THEFT ALARM<sup>3</sup>

Sit back and relax – your vehicle can look after itself. If an attempt is made to break into the car, the 'Online Anti-Theft Alarm' will inform the We Connect app on your smartphone or by email.



<sup>1</sup> To use We Connect services, you need a Volkswagen ID user account and must log in to We Connect with your user name and password. A separate We Connect contract or We Connect Plus contract will also need to be made online with Volkswagen AG. For We Connect Plus you have 90 days after the handover of the vehicle to register the vehicle on [www.portal.volkswagen-we.com](http://www.portal.volkswagen-we.com) and can use services free during this time. <sup>2</sup> Free of charge for the first year when you order Composition Colour or Discover Media navigation system. There is an extra charge in the event of renewal once the free period has expired. For the use of the Streaming and Internet based services and for the Wi-Fi hotspot, data packages can be purchased from Cubic Telecom, our mobile communications partner and used in the network coverage area within many European countries. You can find information on prices and supported countries at [www.vw.cubictelecom.com](http://www.vw.cubictelecom.com) <sup>3</sup> For the use of the Streaming and Internet based services and for the Wi-Fi hotspot, data packages can be purchased from Cubic Telecom, our mobile communications partner and used in the network coverage area within many European countries. You can find information on prices and supported countries at [www.vw.cubictelecom.com](http://www.vw.cubictelecom.com). Images shown are for illustrative purposes only.



# We Connect.

Your vehicle's technology, at your fingertips.

## We Connect<sup>1</sup>

Automatic Accident Notification

Breakdown call

Doors & Lights

Driving Data

eCall Emergency System

Emergency Call

Parking Position

Service Scheduling

Vehicle Health Report

Vehicle Status

## We Connect Plus<sup>1,2</sup>

Filling & Charging Stations

Horn & Turn Signals

Internet Radio

Lock & Unlock

Media Streaming<sup>3</sup>

Online Anti-theft Warning System<sup>3</sup>

Online Map Update<sup>3</sup>

Online Route Calculation<sup>3</sup>

Online Route Search

Online Traffic Information<sup>3</sup>

Online Voice Control

Parking Spaces



|   | Startline                               | Highline                                |
|---|---|---|
| We Connect Plus – One year subscription     | Standard <sup>1</sup>                   | Standard <sup>1</sup>                   |
| We Connect Plus – Three year's subscription | Optional with Discover Media Navigation | Optional with Discover Media Navigation |

<sup>1</sup> To use We Connect services, you need a Volkswagen ID user account and must log in to We Connect with your user name and password. A separate We Connect contract or We Connect Plus contract will also need to be made online with Volkswagen AG. For We Connect Plus you have 90 days after the handover of the vehicle to register the vehicle on [www.portal.volkswagen-we.com](http://www.portal.volkswagen-we.com) and can use services free during this time. <sup>2</sup> Free of charge for the first year when you order Composition Colour or Discover Media navigation system. There is an extra charge in the event of renewal once the free period has expired. <sup>3</sup> For the use of the Streaming and Internet based services and for the Wi-Fi hotspot, data packages can be purchased from Cubic Telecom, our mobile communications partner and used in the network coverage area within many European countries. You can find information on prices and supported countries at [www.vw.cubiclecom.com](http://www.vw.cubiclecom.com)

# Engine & gearbox data

| Engine specifications                       | 2.0 TDI 110PS  | 2.0 TDI 150PS  | 2.0 TDI 204PS  |
|---|--|--|--|
| Engine type                                 | Diesel, transverse, water-cooled, in-line, variable turbine geometry turbocharger with intercooler | Diesel, transverse, water-cooled, in-line, variable turbine geometry turbocharger with intercooler | Diesel, transverse, water-cooled, in-line, bi-turbo with intercooler |
| Mixture preparation/injection method        | Common-rail, direct injection  | Common-rail, direct injection  | Common-rail, direct injection  |
| EU exhaust emission standard                | EU6D   | EU6D   | EU6D   |
| Number of cylinders                         | 4  | 4  | 4  |
| Cubic capacity                              | 1,968cc  | 1,968cc  | 1,968cc  |
| Output, PS at rpm                           | 110 at 3,200-4,250   | 150 at 3,250-3,750   | <b>204 at 4,000</b>  |
| Torque, max. Nm at rpm                      | 250 at 1,250-3,100   | 340 at 1,500-3,000   | 450 at 1,400-2,250   |
| Fuel tank capacity                          | 70 litre   | 70 litre   | 70 litre   |
| AdBlue® capacity                            | 22 litre   | 22 litre   | 22 litre   |
| Diesel Particulate Filter [DPF]             | ●  | ●  | ●  |
| 5-speed manual gearbox                      | ●  | -  | -  |
| 6-speed manual gearbox                      | -  | ●  | -  |
| 7-speed dual clutch gearbox [DSG]           | -  | ○  | ●  |
| Front-wheel drive                           | ●  | ●  | ●  |
| 4MOTION all-wheel drive                     | -  | ○  | ○  |
| Alternator – Startline models               | 140 A  | 140 A  | -  |
| Alternator – Highline panel van models      | 180 A  | 180 A  | 180 A  |
| Alternator – Highline kombi crew van models | 250 A  | 250 A  | 250 A  |
| Battery                                     | 70 Ah (420 A)  | 70 Ah (420 A)  | 70 Ah (420 A)  |

● Standard ○ Available – Not available



# Panel van consumption, performance and emissions

|  |                                      | RDE2 Compliant | CO <sub>2</sub> emissions, g/km <sup>1</sup> , Max. (worst case) | CO <sub>2</sub> emissions, g/km <sup>1</sup> , Min. (best case) | Combined fuel consumption mpg <sup>1</sup> , Min. (worst case) | Combined fuel consumption mpg <sup>1</sup> , Max. (best case) | Combined fuel consumption (ltr/100 km) <sup>1</sup> , Max. (worst case) | Combined fuel consumption (ltr/100 km) <sup>1</sup> , Min. (best case) | Acceleration, secs 0 - 62 mph | Top speed, mph (where law permits) |   |                                      | RDE2 Compliant | CO <sub>2</sub> emissions, g/km <sup>1</sup> , Max. (worst case) | CO <sub>2</sub> emissions, g/km <sup>1</sup> , Min. (best case) | Combined fuel consumption mpg <sup>1</sup> , Min. (worst case) | Combined fuel consumption mpg <sup>1</sup> , Max. (best case) | Combined fuel consumption (ltr/100 km) <sup>1</sup> , Max. (worst case) | Combined fuel consumption (ltr/100 km) <sup>1</sup> , Min. (best case) | Acceleration, secs 0 - 62 mph | Top speed, mph (where law permits) |
|--|--------------------------------------|----------------|--|---|--|---|---|--|-------------------------------|------------------------------------|---|--------------------------------------|----------------|--|---|--|---|---|--|-------------------------------|------------------------------------|
| <b>Startline – Short wheelbase with low roof</b> |                                      |                |  |   |  |   |   |  |                               |                                    | <b>Highline – Short wheelbase with low roof</b> |                                      |                |  |   |  |   |   |  |                               |                                    |
| T28  | 2.0 TDI 110PS 5-speed manual         | Yes            | 205 - 183  |   | 36.2 - 40.4  |   | 7.8 - 7.0   |  | 14.3                          | 102                                | T28   | 2.0 TDI 110PS 5-speed manual         | Yes            | 203 - 185  |   | 36.2 - 39.8  |   | 7.8 - 7.1   |  | 14.3                          | 102                                |
|  | 2.0 TDI 150PS 6-speed manual         | Yes            | 203 - 183  |   | 36.2 - 40.4  |   | 7.8 - 7.0   |  | 11.1                          | 113                                |   | 2.0 TDI 150PS 6-speed manual         | Yes            | 201 - 185  |   | 36.7 - 40.4  |   | 7.7 - 7.0   |  | 11.1                          | 113                                |
| T30  | 2.0 TDI 110PS 5-speed manual         | Yes            | 204 - 185  |   | 36.2 - 39.8  |   | 7.8 - 7.1   |  | 14.3                          | 102                                |   | 2.0 TDI 150PS 7-speed DSG            | Yes            | 211 - 197  |   | 34.9 - 37.7  |   | 8.1 - 7.5   |  | 11.2                          | 113                                |
|  | 2.0 TDI 150PS 6-speed manual         | Yes            | 201 - 185  |   | 36.7 - 40.4  |   | 7.7 - 7.0   |  | 11.1                          | 113                                | T30   | 2.0 TDI 110PS 5-speed manual         | Yes            | 203 - 187  |   | 36.2 - 39.8  |   | 7.8 - 7.1   |  | 14.3                          | 102                                |
|  | 2.0 TDI 150PS 7-speed DSG            | Yes            | 212 - 197  |   | 34.9 - 37.7  |   | 8.1 - 7.5   |  | 11.2                          | 113                                |   | 2.0 TDI 150PS 6-speed manual         | Yes            | 201 - 186  |   | 36.7 - 39.8  |   | 7.7 - 7.1   |  | 11.1                          | 113                                |
| T32  | 2.0 TDI 110PS 5-speed manual         | Yes            | 204 - 188  |   | 36.2 - 39.2  |   | 7.8 - 7.2   |  | 14.3                          | 102                                |   | 2.0 TDI 150PS 7-speed DSG            | Yes            | 211 - 199  |   | 34.9 - 37.2  |   | 8.1 - 7.6   |  | 11.2                          | 113                                |
|  | 2.0 TDI 150PS 6-speed manual         | Yes            | 202 - 187  |   | 36.7 - 39.8  |   | 7.7 - 7.1   |  | 11.1                          | 113                                |   | 2.0 BiTDI 204PS 7-speed DSG          | Yes            | 209 - 195  |   | 35.3 - 37.7  |   | 8.0 - 7.5   |  | 8.9                           | 126                                |
|  | 2.0 TDI 150PS 7-speed DSG            | Yes            | 213 - 199  |   | 34.9 - 37.2  |   | 8.1 - 7.6   |  | 11.2                          | 113                                | T32   | 2.0 TDI 150PS 6-speed manual         | Yes            | 202 - 188  |   | 36.7 - 39.2  |   | 7.7 - 7.2   |  | 11.1                          | 113                                |
|  | 2.0 TDI 150PS 4MOTION 6-speed manual | Yes            | 220 - 203  |   | 33.6 - 36.7  |   | 8.4 - 7.7   |  | 11.3                          | 111                                |   | 2.0 TDI 150PS 7-speed DSG            | Yes            | 213 - 201  |   | 34.4 - 36.7  |   | 8.2 - 7.7   |  | 11.2                          | 113                                |
|  |                                      |                |  |   |  |   |   |  |                               |                                    |   | 2.0 TDI 150PS 4MOTION 6-speed manual | Yes            | 220 - 204  |   | 33.6 - 36.2  |   | 8.4 - 7.8   |  | 11.3                          | 111                                |
|  |                                      |                |  |   |  |   |   |  |                               |                                    |   | 2.0 BiTDI 204PS 7-speed DSG          | Yes            | 210 - 197  |   | 35.3 - 37.7  |   | 8.0 - 7.5   |  | 8.9                           | 126                                |
|  |                                      |                |  |   |  |   |   |  |                               |                                    |   | 2.0 BiTDI 204PS 4MOTION 7-speed DSG  | Yes            | 229 - 217  |   | 32.1 - 34.0  |   | 8.8 - 8.3   |  | 9.1                           | 123                                |

<sup>1</sup> Figures shown are for comparability purposes; only compare fuel consumption and CO<sub>2</sub> figures with other vehicles tested to the same technical procedures. These figures may not reflect real life driving results, which will depend upon a number of factors including the accessories fitted (post-registration), variations in weather, driving styles and vehicle load. Data correct at 1.9.2022. Figures quoted are for a range of configurations (including non-UK) and are subject to change due to ongoing approvals/changes. Please consult your authorised Volkswagen Van Centre for further information.

RDE2 refers to Real Driving Emissions Step 2.

# Panel van consumption, performance and emissions (continued)

|   |                                      | RDE2 Compliant | CO <sub>2</sub> emissions, g/km <sup>1</sup> , Max. (worst case) | CO <sub>2</sub> emissions, g/km <sup>1</sup> , Min. (best case) | Combined fuel consumption mpg <sup>1</sup> , Min. (worst case) | Combined fuel consumption mpg <sup>1</sup> , Max. (best case) | Combined fuel consumption (ltr/100 km) <sup>1</sup> , Max. (worst case) | Combined fuel consumption (ltr/100 km) <sup>1</sup> , Min. (best case) | Acceleration, secs 0 - 62 mph | Top speed, mph (where law permits) |  |                                      | RDE2 Compliant | CO <sub>2</sub> emissions, g/km <sup>1</sup> , Max. (worst case) | CO <sub>2</sub> emissions, g/km <sup>1</sup> , Min. (best case) | Combined fuel consumption mpg <sup>1</sup> , Min. (worst case) | Combined fuel consumption mpg <sup>1</sup> , Max. (best case) | Combined fuel consumption (ltr/100 km) <sup>1</sup> , Max. (worst case) | Combined fuel consumption (ltr/100 km) <sup>1</sup> , Min. (best case) | Acceleration, secs 0 - 62 mph | Top speed, mph (where law permits) |
|---|--------------------------------------|----------------|--|---|--|---|---|--|-------------------------------|------------------------------------|--|--------------------------------------|----------------|--|---|--|---|---|--|-------------------------------|------------------------------------|
| <b>Startline – Long wheelbase with low roof</b> |                                      |                |  |   |  |   |   |  |                               |                                    | <b>Highline – Long wheelbase with low roof</b> |                                      |                |  |   |  |   |   |  |                               |                                    |
| T28   | 2.0 TDI 110PS 5-speed manual         | Yes            | 213 - 185  |   | 34.9 - 39.8  |   | 8.1 - 7.1   |  | 14.3                          | 102                                | T28  | 2.0 TDI 150PS 6-speed manual         | Yes            | 209 - 186  |   | 35.3 - 39.8  |   | 8.0 - 7.1   |  | 11.1                          | 113                                |
| T30   | 2.0 TDI 110PS 5-speed manual         | Yes            | 212 - 187  |   | 34.9 - 39.8  |   | 8.1 - 7.1   |  | 14.3                          | 102                                |  | 2.0 TDI 150PS 7-speed DSG            | Yes            | 220 - 199  |   | 33.6 - 37.2  |   | 8.4 - 7.6   |  | 11.2                          | 113                                |
|   | 2.0 TDI 150PS 6-speed manual         | Yes            | 210 - 186  |   | 35.3 - 39.8  |   | 8.0 - 7.1   |  | 11.1                          | 113                                | T30  | 2.0 TDI 150PS 6-speed manual         | Yes            | 209 - 188  |   | 35.3 - 39.2  |   | 8.0 - 7.2   |  | 11.1                          | 113                                |
|   | 2.0 TDI 150PS 7-speed DSG            | Yes            | 221 - 199  |   | 33.2 - 37.2  |   | 8.5 - 7.6   |  | 11.2                          | 113                                |  | 2.0 TDI 150PS 7-speed DSG            | Yes            | 220 - 200  |   | 33.6 - 37.2  |   | 8.4 - 7.6   |  | 11.2                          | 113                                |
| T32   | 2.0 TDI 150PS 6-speed manual         | Yes            | 210 - 189  |   | 35.3 - 39.2  |   | 8.0 - 7.2   |  | 11.1                          | 113                                |  | 2.0 BiTDI 204PS 7-speed DSG          | Yes            | 218 - 197  |   | 34.0 - 37.7  |   | 8.3 - 7.5   |  | 8.9                           | 126                                |
|   | 2.0 TDI 150PS 7-speed DSG            | Yes            | 221 - 201  |   | 33.2 - 36.7  |   | 8.5 - 7.7   |  | 11.2                          | 113                                | T32  | 2.0 TDI 150PS 6-speed manual         | Yes            | 210 - 190  |   | 35.3 - 39.2  |   | 8.0 - 7.2   |  | 11.1                          | 113                                |
|   | 2.0 TDI 150PS 4MOTION 6-speed manual | Yes            | 227 - 204  |   | 32.5 - 36.2  |   | 8.7 - 7.8   |  | 11.3                          | 111                                |  | 2.0 TDI 150PS 7-speed DSG            | Yes            | 222 - 202  |   | 33.2 - 36.7  |   | 8.5 - 7.7   |  | 11.2                          | 113                                |
|   |                                      |                |  |   |  |   |   |  |                               |                                    |  | 2.0 TDI 150PS 4MOTION 6-speed manual | Yes            | 227 - 206  |   | 32.5 - 35.8  |   | 8.7 - 7.9   |  | 11.3                          | 111                                |
|   |                                      |                |  |   |  |   |   |  |                               |                                    |  | 2.0 BiTDI 204PS 7-speed DSG          | Yes            | 219 - 199  |   | 33.6 - 37.2  |   | 8.4 - 7.6   |  | 8.9                           | 126                                |
|   |                                      |                |  |   |  |   |   |  |                               |                                    |  | 2.0 BiTDI 204PS 4MOTION 7-speed DSG  | Yes            | 238 - 218  |   | 31.0 - 34.0  |   | 9.1 - 8.3   |  | 9.1                           | 123                                |

1 Figures shown are for comparability purposes; only compare fuel consumption and CO<sub>2</sub> figures with other vehicles tested to the same technical procedures. These figures may not reflect real life driving results, which will depend upon a number of factors including the accessories fitted (post-registration), variations in weather, driving styles and vehicle load. Data correct at 1.9.2022. Figures quoted are for a range of configurations (including non-UK) and are subject to change due to ongoing approvals/changes. Please consult your authorised Volkswagen Van Centre for further information.

RDE2 refers to Real Driving Emissions Step 2.

# Kombi crew van consumption, performance and emissions

|  |                                      | RDE2 Compliant | CO <sub>2</sub> emissions,g/km <sup>1</sup> , Max. (worst case) | CO <sub>2</sub> emissions,g/km <sup>1</sup> , Min. (best case) | Combined fuel consumption mpg <sup>1</sup> , Min. (worst case) | Combined fuel consumption mpg <sup>1</sup> , Max. (best case) | Combined fuel consumption (ltr/100 km) <sup>1</sup> , Max. (worst case) | Combined fuel consumption (ltr/100 km) <sup>1</sup> , Min. (best case) | Acceleration, secs 0 - 62 mph | Top speed, mph (where law permits) |   | RDE2 Compliant                       | CO <sub>2</sub> emissions,g/km <sup>1</sup> , Max. (worst case) | CO <sub>2</sub> emissions,g/km <sup>1</sup> , Min. (best case) | Combined fuel consumption mpg <sup>1</sup> , Min. (worst case) | Combined fuel consumption mpg <sup>1</sup> , Max. (best case) | Combined fuel consumption (ltr/100 km) <sup>1</sup> , Max. (worst case) | Combined fuel consumption (ltr/100 km) <sup>1</sup> , Min. (best case) | Acceleration, secs 0 - 62 mph | Top speed, mph (where law permits) |     |
|--|--------------------------------------|----------------|---|--|--|---|---|--|-------------------------------|------------------------------------|---|--------------------------------------|---|--|--|---|---|--|-------------------------------|------------------------------------|-----|
| <b>Startline – Short wheelbase with low roof</b> |                                      |                |   |  |  |   |   |  |                               |                                    | <b>Highline – Short wheelbase with low roof</b> |                                      |   |  |  |   |   |  |                               |                                    |     |
| T30  | 2.0 TDI 110PS 5-speed manual         | Yes            | 203 - 187   |  | 36.2 - 39.8  |   | 7.8 - 7.1   |  | 14.3                          | 102                                | T30   | 2.0 TDI 110PS 5-speed manual         | Yes   | 200 - 189  |  | 36.7 - 39.2   |   | 7.7 - 7.2  |                               | 14.3                               | 102 |
|  | 2.0 TDI 150PS 6-speed manual         | Yes            | 203 - 187   |  | 36.2 - 39.8  |   | 7.8 - 7.1   |  | 11.1                          | 113                                |   | 2.0 TDI 150PS 6-speed manual         | Yes   | 199 - 188  |  | 37.2 - 39.2   |   | 7.6 - 7.2  |                               | 11.1                               | 113 |
| T32  | 2.0 TDI 150PS 6-speed manual         | Yes            | 200 - 188   |  | 37.2 - 39.2  |   | 7.6 - 7.2   |  | 11.1                          | 113                                |   | 2.0 TDI 150PS 7-speed DSG            | Yes   | 210 - 201  |  | 35.3 - 36.7   |   | 8.0 - 7.7  |                               | 11.2                               | 113 |
|  | 2.0 TDI 150PS 7-speed DSG            | Yes            | 211 - 201   |  | 34.9 - 36.7  |   | 8.1 - 7.7   |  | 11.2                          | 113                                |   | 2.0 BiTDI 204PS 7-speed DSG          | Yes   | 211 - 197  |  | 34.9 - 37.7   |   | 8.1 - 7.5  |                               | 8.9                                | 126 |
|  | 2.0 TDI 150PS 4MOTION 6-speed manual | Yes            | 218 - 204   |  | 34.0 - 36.2  |   | 8.3 - 7.8   |  | 11.3                          | 111                                |   | 2.0 BiTDI 204PS 4MOTION 7-speed DSG  | Yes   | 226 - 217  |  | 32.5 - 34.0   |   | 8.7 - 8.3  |                               | 9.1                                | 123 |
| <b>Startline – Long wheelbase with low roof</b>  |                                      |                |   |  |  |   |   |  |                               |                                    | <b>T32</b>                                      |                                      |   |  |  |   |   |  |                               |                                    |     |
| T32  | 2.0 TDI 110PS 5-speed manual         | Yes            | 213 - 191   |  | 34.9 - 38.7  |   | 8.1 - 7.3   |  | 14.3                          | 102                                |   | 2.0 TDI 110PS 5-speed manual         | Yes   | 202 - 191  |  | 36.7 - 38.7   |   | 7.7 - 7.3  |                               | 14.3                               | 102 |
|  | 2.0 TDI 150PS 6-speed manual         | Yes            | 214 - 190   |  | 34.4 - 39.2  |   | 8.2 - 7.2   |  | 11.1                          | 113                                |   | 2.0 TDI 150PS 6-speed manual         | Yes   | 200 - 190  |  | 36.7 - 39.2   |   | 7.7 - 7.2  |                               | 11.1                               | 113 |
|  | 2.0 TDI 150PS 7-speed DSG            | Yes            | 223 - 202   |  | 33.2 - 36.7  |   | 8.5 - 7.7   |  | 11.2                          | 113                                |   | 2.0 TDI 150PS 7-speed DSG            | Yes   | 211 - 202  |  | 34.9 - 36.7   |   | 8.1 - 7.7  |                               | 11.2                               | 113 |
|  | 2.0 TDI 150PS 4MOTION 6-speed manual | Yes            | 229 - 207   |  | 32.1 - 35.8  |   | 8.8 - 7.9   |  | 11.3                          | 111                                |   | 2.0 TDI 150PS 4MOTION 6-speed manual | Yes   | 218 - 206  |  | 34.0 - 35.8   |   | 8.3 - 7.9  |                               | 11.3                               | 111 |
|  |                                      |                |   |  |  |   |   |  |                               |                                    |   | 2.0 BiTDI 204PS 7-speed DSG          | Yes   | 211 - 198  |  | 34.9 - 37.2   |   | 8.1 - 7.6  |                               | 8.9                                | 126 |
|  |                                      |                |   |  |  |   |   |  |                               |                                    |   | 2.0 BiTDI 204PS 4MOTION 7-speed DSG  | Yes   | 227 - 218  |  | 32.5 - 34.0   |   | 8.7 - 8.3  |                               | 9.1                                | 123 |

1 Figures shown are for comparability purposes; only compare fuel consumption and CO<sub>2</sub> figures with other vehicles tested to the same technical procedures. These figures may not reflect real life driving results, which will depend upon a number of factors including the accessories fitted (post-registration), variations in weather, driving styles and vehicle load. Data correct at 1.9.2022. Figures quoted are for a range of configurations (including non-UK) and are subject to change due to ongoing approvals/changes. Please consult your authorised Volkswagen Van Centre for further information.

RDE2 refers to Real Driving Emissions Step 2.

# Kombi crew van

## consumption, performance and emissions

# Chassis cab and Dropside

## consumption, performance and emissions

|  |                                      | RDE2 Compliant | CO <sub>2</sub> emissions,g/km <sup>1</sup> , Max. (worst case) | CO <sub>2</sub> emissions,g/km <sup>1</sup> , Min. (best case) | Combined fuel consumption mpg <sup>1</sup> , Min. (worst case) | Combined fuel consumption mpg <sup>1</sup> , Max. (best case) | Combined fuel consumption (ltr/100 km) <sup>1</sup> , Max. (worst case) | Combined fuel consumption (ltr/100 km) <sup>1</sup> , Min. (best case) | Acceleration, secs 0 - 62 mph | Top speed, mph (where law permits) |
|--|--------------------------------------|----------------|---|--|--|---|---|--|-------------------------------|------------------------------------|
| <b>Highline – Long wheelbase with low roof</b> |                                      |                |   |  |  |   |   |  |                               |                                    |
| T32  | 2.0 TDI 150PS 6-speed manual         | Yes            | 213 – 192   |  | 34.4 – 38.7  |   | 8.2 – 7.3   |  | 11.1                          | 113                                |
|  | 2.0 TDI 150PS 7-speed DSG            | Yes            | 223 – 204   |  | 33.2 – 36.2  |   | 8.5 – 7.8   |  | 11.2                          | 113                                |
|  | 2.0 TDI 150PS 4MOTION 6-speed manual | Yes            | 230 – 209   |  | 32.1 – 35.3  |   | 8.8 – 8.0   |  | 11.3                          | 111                                |
|  | 2.0 BiTDI 204PS 7-speed DSG          | Yes            | 227 – 201   |  | 32.5 – 36.7  |   | 8.7 – 7.7   |  | 8.9                           | 126                                |
|  | 2.0 BiTDI 204PS 4MOTION 7-speed DSG  | Yes            | 241 – 220   |  | 30.7 – 33.6  |   | 9.2 – 8.4   |  | 9.1                           | 123                                |

|  |                              | RDE2 Compliant | CO <sub>2</sub> emissions,g/km <sup>1</sup> , Max. (worst case) | CO <sub>2</sub> emissions,g/km <sup>1</sup> , Min. (best case) | Combined fuel consumption mpg <sup>1</sup> , Min. (worst case) | Combined fuel consumption mpg <sup>1</sup> , Max. (best case) | Combined fuel consumption (ltr/100 km) <sup>1</sup> , Max. (worst case) | Combined fuel consumption (ltr/100 km) <sup>1</sup> , Min. (best case) | Acceleration, secs 0 - 62 mph | Top speed, mph (where law permits) |
|--|------------------------------|----------------|---|--|--|---|---|--|-------------------------------|------------------------------------|
| <b>Dropside – Long wheelbase, single cab</b>     |                              |                |   |  |  |   |   |  |                               |                                    |
| T30  | 2.0 TDI 110PS 5-speed manual | Yes            | 228 – 210   |  | 32.5 – 35.3  |   | 9.1 – 8.4   |  | 14.4                          | 91                                 |
|  | 2.0 TDI 150PS 7-speed DSG    | Yes            | 243 – 214   |  | 30.4 – 34.4  |   | 9.6 – 9.0   |  | 11.6                          | 101                                |
| <b>Chassis cab – Short wheelbase, single cab</b> |                              |                |   |  |  |   |   |  |                               |                                    |
| T32  | 2.0 TDI 150PS 6-speed manual | Yes            | 232 – 227   |  | 31.7 – 32.5  |   | 8.9 – 8.7   |  | 11.5                          | 102                                |
| <b>Chassis cab – Long wheelbase, single cab</b>  |                              |                |   |  |  |   |   |  |                               |                                    |
| T32  | 2.0 TDI 150PS 6-speed manual | Yes            | 232 – 228   |  | 31.7 – 32.5  |   | 8.9 – 8.7   |  | 11.5                          | 102                                |
|  | 2.0 TDI 150PS 7-speed DSG    | Yes            | 245 – 240   |  | 30.1 – 30.7  |   | 9.4 – 9.2   |  | 11.6                          | 101                                |

1 Figures shown are for comparability purposes; only compare fuel consumption and CO<sub>2</sub> figures with other vehicles tested to the same technical procedures. These figures may not reflect real life driving results, which will depend upon a number of factors including the accessories fitted (post-registration), variations in weather, driving styles and vehicle load. Data correct at 1.9.2022. Figures quoted are for a range of configurations (including non-UK) and are subject to change due to ongoing approvals/changes. Please consult your authorised Volkswagen Van Centre for further information.

RDE2 refers to Real Driving Emissions Step 2.

# Panel van weights

| Engine/transmission |                                      | Gross vehicle weight <sup>1</sup> , kg | Axle load limit, front/rear, kg | Trailer weight braked 12% <sup>2</sup> /unbraked, kg | Gross train weight, kg | Unladen weight <sup>3</sup> , kg | Payload <sup>4</sup> , kg | Unladen weight <sup>3</sup> , kg | Payload <sup>4</sup> , kg |
|---------------------|--------------------------------------|--|---------------------------------|--|------------------------|----------------------------------|---------------------------|----------------------------------|---------------------------|
| Short wheelbase     |                                      |  |                                 |  |                        | Startline                        | Startline                 | Highline                         | Highline                  |
| T28                 | 2.0 TDI 110PS 5-speed manual         | 2,800                                  | 1,550 / 1,550                   | 2,200 / 750  | 4,900                  | 1,912                            | 888                       | 1,939                            | 861                       |
|                     | 2.0 TDI 150PS 6-speed manual         | 2,800                                  | 1,600 / 1,550                   | 2,500 / 750  | 5,200                  | 1,942                            | 858                       | 1,969                            | 831                       |
|                     | 2.0 TDI 150PS 7-speed DSG            | 2,800                                  | 1,600 / 1,550                   | 2,500 / 750  | 5,300                  | -                                | -                         | 1,989                            | 811                       |
| T30                 | 2.0 TDI 110PS 5-speed manual         | 3,000                                  | 1,550 / 1,625                   | 2,200 / 750  | 4,900                  | 1,912                            | 1,088                     | 1,939                            | 1,061                     |
|                     | 2.0 TDI 150PS 6-speed manual         | 3,000                                  | 1,600 / 1,625                   | 2,500 / 750  | 5,200                  | 1,942                            | 1,058                     | 1,969                            | 1,031                     |
|                     | 2.0 TDI 150PS 7-speed DSG            | 3,000                                  | 1,600 / 1,625                   | 2,200 / 750  | 5,300                  | 1,962                            | 1,038                     | 1,989                            | 1,011                     |
|                     | 2.0 BiTDI 204PS 7-speed DSG          | 3,000                                  | 1,600 / 1,625                   | 2,500 / 750  | 5,300                  | -                                | -                         | 2,029                            | 971                       |
| T32                 | 2.0 TDI 110PS 5-speed manual         | 3,200                                  | 1,710 / 1,720                   | 2,200 / 750  | 4,900                  | 1,922                            | 1,278                     | -                                | -                         |
|                     | 2.0 TDI 150PS 6-speed manual         | 3,200                                  | 1,710 / 1,720                   | 2,500 / 750  | 5,200                  | 1,952                            | 1,248                     | 1,982                            | 1,218                     |
|                     | 2.0 TDI 150PS 7-speed DSG            | 3,200                                  | 1,710 / 1,720                   | 2,500 / 750  | 5,300                  | 1,972                            | 1,228                     | 2,013                            | 1,187                     |
|                     | 2.0 TDI 150PS 4MOTION 6-speed manual | 3,200                                  | 1,710 / 1,720                   | 2,500 / 750  | 5,300                  | 2,074                            | 1,126                     | 2,104                            | 1,096                     |
|                     | 2.0 BiTDI 204PS 7-speed DSG          | 3,200                                  | 1,710 / 1,720                   | 2,500 / 750  | 5,300                  | -                                | -                         | 2,035                            | 1,165                     |
|                     | 2.0 BiTDI 204PS 4MOTION 7-speed DSG  | 3,200                                  | 1,710 / 1,720                   | 2,500 / 750  | 5,300                  | -                                | -                         | 2,145                            | 1,055                     |

1 These vehicles are WLTP (Worldwide Harmonised Light-Duty Vehicles Test Procedure) type approved vehicles. Other factors including Gross Vehicle Weight, trimline, extra equipment, options and accessories (wheels, tyres, etc.) may change vehicle parameters such as the weight, rolling resistance of the tyres and the aerodynamics and thus influence the fuel consumption, CO<sub>2</sub> emissions and driving performance values.

2 Maximum combination weight (vehicle plus trailer load) applies. Maximum gross vehicle weight will vary depending on a number of factors, including optional features, accessories fitted, engine selection and vehicle load. Maximum combination weight and, therefore, maximum gross trailer load is dependent on maximum gross vehicle weight and will vary. Please consult your authorised Volkswagen Van Centre for further information.

3 Unladen weight includes approximately 90% fuel load and 75kg for driver.

4 Payload = gross vehicle weight minus unladen weight. Quoted weights are for vehicles with standard specification. Unladen weight and payload may be influenced by trimline, factory options and Van Centre fitted accessories. Roof load limit: 100kg (with two roof carriers) or 150kg (with at least four roof carriers) for normal roof only. Trailer nose weight: 100kg.

# Panel van weights (continued)

| Engine/transmission   | Gross vehicle weight <sup>1</sup> , kg | Axle load limit, front/rear, kg | Trailer weight braked 12% <sup>2</sup> /unbraked, kg | Gross train weight, kg | Unladen weight <sup>3</sup> , kg | Payload <sup>4</sup> , kg | Unladen weight <sup>3</sup> , kg | Payload <sup>4</sup> , kg |       |
|-----------------------|--|---------------------------------|--|------------------------|----------------------------------|---------------------------|----------------------------------|---------------------------|-------|
|                       |  |                                 |  |                        | Startline                        | Startline                 | Highline                         | Highline                  |       |
| <b>Long wheelbase</b> |  |                                 |  |                        |                                  |                           |                                  |                           |       |
| T28                   | 2.0 TDI 110PS 5-speed manual           | 2,800                           | 1,550 / 1,550  | 2,200 / 750            | 4,900                            | 1,976                     | 824                              | -                         | -     |
|                       | 2.0 TDI 150PS 6-speed manual           | 2,800                           | 1,600 / 1,550  | 2,500 / 750            | 5,200                            | -                         | -                                | 2,033                     | 767   |
|                       | 2.0 TDI 150PS 7-speed DSG              | 2,800                           | 1,600 / 1,550  | 2,500 / 750            | 5,300                            | -                         | -                                | 2,053                     | 747   |
| T30                   | 2.0 TDI 110PS 5-speed manual           | 3,000                           | 1,550 / 1,625  | 2,200 / 750            | 4,900                            | 1,976                     | 1,024                            | -                         | -     |
|                       | 2.0 TDI 150PS 6-speed manual           | 3,000                           | 1,600 / 1,625  | 2,500 / 750            | 5,200                            | 2,006                     | 994                              | 2,033                     | 967   |
|                       | 2.0 TDI 150PS 7-speed DSG              | 3,000                           | 1,600 / 1,625  | 2,500 / 750            | 5,300                            | 2,026                     | 974                              | 2,053                     | 947   |
|                       | 2.0 BiTDI 204PS 7-speed DSG            | 3,000                           | 1,600 / 1,625  | 2,500 / 750            | 5,300                            | -                         | -                                | 2,093                     | 907   |
| T32                   | 2.0 TDI 150PS 6-speed manual           | 3,200                           | 1,710 / 1,720  | 2,500 / 750            | 5,200                            | 2,015                     | 1,185                            | 2,046                     | 1,154 |
|                       | 2.0 TDI 150PS 7-speed DSG              | 3,200                           | 1,710 / 1,720  | 2,500 / 750            | 5,300                            | 2,035                     | 1,165                            | 2,077                     | 1,123 |
|                       | 2.0 TDI 150PS 4MOTION 6-speed manual   | 3,200                           | 1,710 / 1,720  | 2,500 / 750            | 5,300                            | 2,137                     | 1,063                            | 2,168                     | 1,032 |
|                       | 2.0 BiTDI 204PS 7-speed DSG            | 3,200                           | 1,710 / 1,720  | 2,500 / 750            | 5,300                            | -                         | -                                | 2,099                     | 1,101 |
|                       | 2.0 BiTDI 204PS 4MOTION 7-speed DSG    | 3,200                           | 1,710 / 1,720  | 2,500 / 750            | 5,300                            | -                         | -                                | 2,209                     | 991   |

1 These vehicles are WLTP (Worldwide Harmonised Light-Duty Vehicles Test Procedure) type approved vehicles. Other factors including Gross Vehicle Weight, trimline, extra equipment, options and accessories (wheels, tyres, etc.) may change vehicle parameters such as the weight, rolling resistance of the tyres and the aerodynamics and thus influence the fuel consumption, CO<sub>2</sub> emissions and driving performance values.  
 2 Maximum combination weight (vehicle plus trailer load) applies. Maximum gross vehicle weight will vary depending on a number of factors, including optional features, accessories fitted, engine selection and vehicle load. Maximum combination weight and, therefore, maximum gross trailer load is dependent on maximum gross vehicle weight and will vary. Please consult your authorised Volkswagen Van Centre for further information.  
 3 Unladen weight includes approximately 90% fuel load and 75kg for driver.  
 4 Payload = gross vehicle weight minus unladen weight. Quoted weights are for vehicles with standard specification. Unladen weight and payload may be influenced by trimline, factory options and Van Centre fitted accessories. Roof load limit: 100kg (with two roof carriers) or 150kg (with at least four roof carriers) for normal roof only. Trailer nose weight: 100kg.

# Kombi crew van weights

| Engine/transmission    |                                      | Gross vehicle weight <sup>1</sup> , kg | Axle load limit, front/rear, kg | Trailer weight braked 12% <sup>2</sup> /unbraked, kg | Gross train weight, kg | Unladen weight <sup>3</sup> , kg | Payload <sup>4</sup> , kg | Unladen weight <sup>3</sup> , kg | Payload <sup>4</sup> , kg |
|------------------------|--------------------------------------|--|---------------------------------|--|------------------------|----------------------------------|---------------------------|----------------------------------|---------------------------|
| <b>Short wheelbase</b> |                                      |  |                                 |  |                        | <b>Startline</b>                 | <b>Startline</b>          | <b>Highline</b>                  | <b>Highline</b>           |
| T30                    | 2.0 TDI 110PS 5-speed manual         | 3,000                                  | 1,550 / 1,600                   | 2,200 / 750  | 4,900                  | 2,000                            | 1,000                     | 2,028                            | 972                       |
|                        | 2.0 TDI 150PS 6-speed manual         | 3,000                                  | 1,610 / 1,600                   | 2,500 / 750  | 5,200                  | 2,034                            | 966                       | 2,058                            | 942                       |
|                        | 2.0 TDI 150PS 7-speed DSG            | 3,000                                  | 1,610 / 1,600                   | 2,500 / 750  | 5,300                  | -                                | -                         | 2,078                            | 922                       |
|                        | 2.0 BiTDI 204PS 7-speed DSG          | 3,080                                  | 1,610 / 1,600                   | 2,500 / 750  | 5,300                  | -                                | -                         | 2,118                            | 962                       |
|                        | 2.0 BiTDI 204PS 4MOTION 7-speed DSG  | 3,080                                  | 1,610 / 1,600                   | 2,450 / 750  | 5,300                  | -                                | -                         | 2,228                            | 852                       |
| T32                    | 2.0 TDI 110PS 5-speed manual         | 3,200                                  | 1,710 / 1,720                   | 2,100 / 750  | 4,900                  | -                                | -                         | 2,052                            | 1,148                     |
|                        | 2.0 TDI 150PS 6-speed manual         | 3,200                                  | 1,710 / 1,720                   | 2,350 / 750  | 5,200                  | 2,044                            | 1,156                     | 2,082                            | 1,118                     |
|                        | 2.0 TDI 150PS 7-speed DSG            | 3,200                                  | 1,710 / 1,720                   | 2,500 / 750  | 5,300                  | 2,064                            | 1,136                     | 2,102                            | 1,098                     |
|                        | 2.0 TDI 150PS 4MOTION 6-speed manual | 3,200                                  | 1,710 / 1,720                   | 2,400 / 750  | 5,300                  | 2,166                            | 1,034                     | 2,204                            | 996                       |
|                        | 2.0 BiTDI 204PS 7-speed DSG          | 3,200                                  | 1,710 / 1,720                   | 2,450 / 750  | 5,300                  | -                                | -                         | 2,124                            | 1,076                     |
|                        | 2.0 BiTDI 204PS 4MOTION 7-speed DSG  | 3,200                                  | 1,710 / 1,720                   | 2,400 / 750  | 5,300                  | -                                | -                         | 2,234                            | 966                       |
| <b>Long wheelbase</b>  |                                      |  |                                 |  |                        | <b>Startline</b>                 | <b>Startline</b>          | <b>Highline</b>                  | <b>Highline</b>           |
| T32                    | 2.0 TDI 110PS 5-speed manual         | 3,200                                  | 1,710 / 1,720                   | 2,050 / 750  | 4,900                  | 2,086                            | 1,114                     | -                                | -                         |
|                        | 2.0 TDI 150PS 6-speed manual         | 3,200                                  | 1,710 / 1,720                   | 2,300 / 750  | 5,200                  | 2,116                            | 1,084                     | 2,155                            | 1,045                     |
|                        | 2.0 TDI 150PS 7-speed DSG            | 3,200                                  | 1,710 / 1,720                   | 2,400 / 750  | 5,300                  | 2,136                            | 1,064                     | 2,175                            | 1,025                     |
|                        | 2.0 TDI 150PS 4MOTION 6-speed manual | 3,200                                  | 1,710 / 1,720                   | 2,400 / 750  | 5,300                  | 2,238                            | 962                       | 2,277                            | 923                       |
|                        | 2.0 BiTDI 204PS 7-speed DSG          | 3,200                                  | 1,710 / 1,720                   | 2,450 / 750  | 5,300                  | -                                | -                         | 2,197                            | 1,003                     |
|                        | 2.0 BiTDI 204PS 4MOTION 7-speed DSG  | 3,200                                  | 1,710 / 1,720                   | 2,400 / 750  | 5,300                  | -                                | -                         | 2,307                            | 893                       |

1 These vehicles are WLTP (Worldwide Harmonised Light-Duty Vehicles Test Procedure) type approved vehicles. Other factors including Gross Vehicle Weight, trimline, extra equipment, options and accessories (wheels, tyres, etc.) may change vehicle parameters such as the weight, rolling resistance of the tyres and the aerodynamics and thus influence the fuel consumption, CO<sub>2</sub> emissions and driving performance values.

2 Maximum combination weight (vehicle plus trailer load) applies. Maximum gross vehicle weight will vary depending on a number of factors, including optional features, accessories fitted, engine selection and vehicle load. Maximum combination weight and, therefore, maximum gross trailer load is dependent on maximum gross vehicle weight and will vary. Please consult your authorised Volkswagen Van Centre for further information.

3 Unladen weight includes approximately 90% fuel load and 75kg for driver.

4 Payload = gross vehicle weight minus unladen weight. Quoted weights are for vehicles with standard specification. Unladen weight and payload may be influenced by trimline, factory options and Van Centre fitted accessories. Roof load limit: 100kg (with two roof carriers) or 150kg (with at least four roof carriers) for normal roof only. Trailer nose weight: 100kg.

# Chassis cab and Dropside weights

| Engine/transmission                              | Gross vehicle weight <sup>1</sup> , kg | Axle load limit, front/rear, kg | Trailer weight braked 12% <sup>2</sup> /unbraked, kg | Gross train weight, kg | Unladen weight <sup>3</sup> , kg | Payload <sup>4</sup> , kg |
|--|--|---------------------------------|--|------------------------|----------------------------------|---------------------------|
| <b>Dropside – Long wheelbase, single cab</b>     |  |                                 |  |                        |                                  |                           |
| T30 2.0 TDI 110PS 5-speed manual                 | 3,000                                  | 1,550 / 1,680                   | 2,200 / 750  | 4,900                  | 1,838                            | 1,162                     |
| 2.0 TDI 150PS 7-speed DSG                        | 3,000                                  | 1,600 / 1,680                   | 2,500 / 750  | 5,300                  | 1,888                            | 1,112                     |
| <b>Chassis cab – Short wheelbase, single cab</b> |  |                                 |  |                        |                                  |                           |
| T32 2.0 TDI 150PS 6-speed manual                 | 3,200                                  | 1,710 / 1,720                   | 2,500 / 750  | 5,200                  | 1,709                            | 1,491                     |
| <b>Chassis cab – Long wheelbase, single cab</b>  |  |                                 |  |                        |                                  |                           |
| T32 2.0 TDI 150PS 6-speed manual                 | 3,200                                  | 1,710 / 1,720                   | 2,500 / 750  | 5,200                  | 1,709                            | 1,491                     |
| 2.0 TDI 150PS 7-speed DSG                        | 3,200                                  | 1,710 / 1,720                   | 2,500 / 750  | 5,300                  | 1,729                            | 1,471                     |

1 These vehicles are WLTP (Worldwide Harmonised Light-Duty Vehicles Test Procedure) type approved vehicles. Other factors including Gross Vehicle Weight, trimline, extra equipment, options and accessories (wheels, tyres, etc.) may change vehicle parameters such as the weight, rolling resistance of the tyres and the aerodynamics and thus influence the fuel consumption, CO<sub>2</sub> emissions and driving performance values.

2 Maximum combination weight (vehicle plus trailer load) applies. Maximum gross vehicle weight will vary depending on a number of factors, including optional features, accessories fitted, engine selection and vehicle load. Maximum combination weight and, therefore, maximum gross trailer load is dependent on maximum gross vehicle weight and will vary. Please consult your authorised Volkswagen Van Centre for further information.

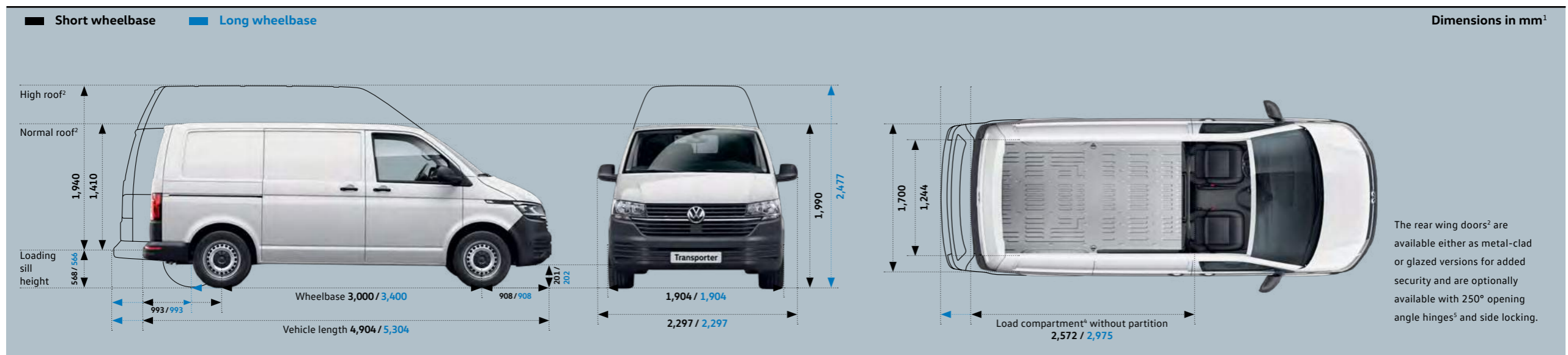
3 Unladen weight includes approximately 90% fuel load and 75kg for driver.

4 Payload = gross vehicle weight minus unladen weight. Quoted weights are for vehicles with standard specification. Unladen weight and payload may be influenced by trimline, factory options and Van Centre fitted accessories. Roof load limit: 100kg (with two roof carriers) or 150kg (with at least four roof carriers) for normal roof only. Trailer nose weight: 100kg.

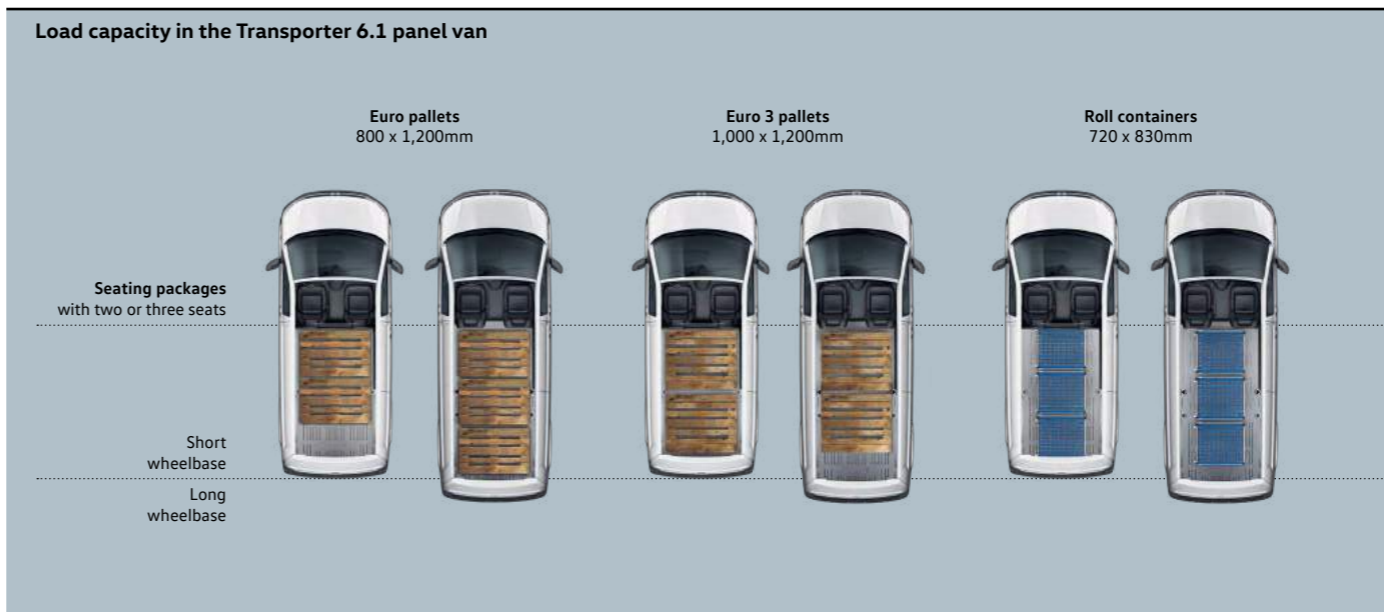


# Panel van dimensions

## Transporter 6.1 panel van technical data



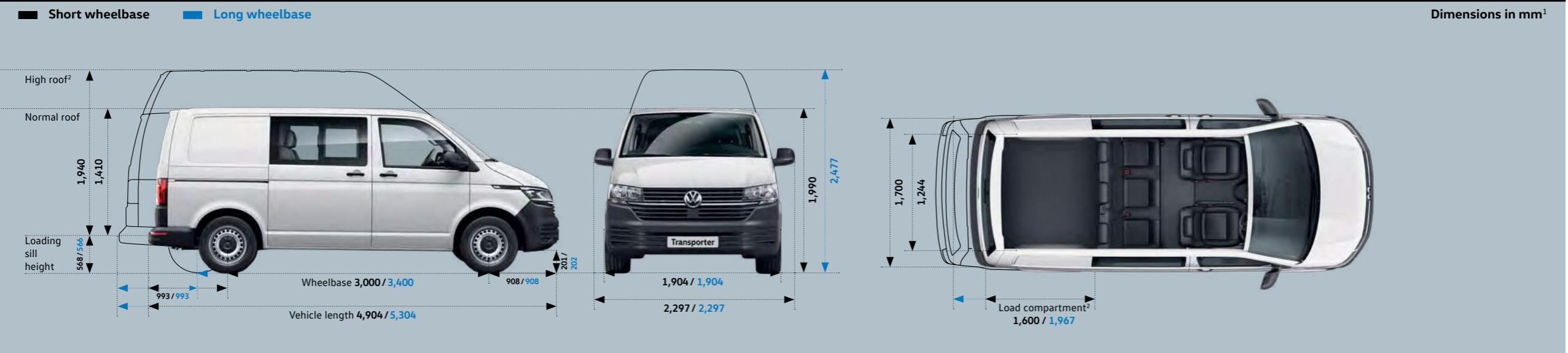
| Dimensions   | Normal roof<br>Short/long wheelbase | High roof<br>Long wheelbase |
|--|-------------------------------------|-----------------------------|
| <b>Load compartment</b><br>Area in m <sup>2</sup> (square metre) | 4.3 / 5.0                           | 5.0                         |
| <b>Load compartment</b><br>Volume (cubic metre)                  | 5.8 / 6.7                           | 9.3                         |
| <b>Sliding door</b><br>Width x height in mm <sup>1</sup>         | 1,017 x 1,282                       | 1,017 x 1,282               |
| <b>Tailgate</b><br>Width x height in mm <sup>1</sup>             | 1,473 x 1,299                       | —                           |
| <b>Wing door</b><br>Width x height in mm <sup>1</sup>            | 1,473 x 1,299                       | 1,473 x 1,694               |
| <b>Turning circle</b><br>in mm <sup>1</sup>                      | 11,900 / 13,200                     | 13,200                      |
| <b>Roof load limit</b><br>in kg (2 roof carriers)                | 100                                 | —                           |
| in kg (3 roof carriers)  | 150                                 | —                           |



1 Please note that these are approximate values and the dimensions may differ due to manufacturing tolerances. 2 Rear wing doors are standard equipment for normal and high roof vans. 3 Optional at extra cost. Please contact your authorised Volkswagen Van Centre for details of the standard equipment and optional extras available. 4 Measured at the floor height of the vehicle. 5 250° opening angle hinges are optional on long wheelbase models. Images shown are for illustrative purposes only. Vehicles shown are not UK specification.

# Kombi crew van dimensions

## Transporter 6.1 kombi crew van technical data



| Dimensions                            | Normal roof<br>Short/long wheelbase | High roof<br>Long wheelbase |
|---------------------------------------|-------------------------------------|-----------------------------|
| <b>Passenger/luggage compartment</b>  |                                     |                             |
| Area in m <sup>2</sup> (square metre) | 4.3 / 5.0                           | 5.0                         |
| <b>Passenger/luggage compartment</b>  |                                     |                             |
| Volume (cubic metre)                  | 5.8 / 6.7                           | 9.3                         |
| <b>Sliding door</b>                   |                                     |                             |
| Width x height in mm <sup>1</sup>     | 1,017 x 1,264                       | 1,017 x 1,264               |
| <b>Electric sliding door</b>          |                                     |                             |
| Width x height in mm <sup>1</sup>     | 954 x 1,264                         | 954 x 1,282                 |
| <b>Tailgate</b>                       |                                     |                             |
| Width x height in mm <sup>1</sup>     | 1,473 x 1,290                       | —                           |
| <b>Wing door</b>                      |                                     |                             |
| Width x height in mm <sup>1</sup>     | 1,473 x 1,290                       | 1,473 x 1,694               |
| <b>Turning circle</b>                 |                                     |                             |
| in mm <sup>1</sup>                    | 11,900 / 13,200                     | 13,200                      |
| <b>Roof load limit</b>                |                                     |                             |
| in kg (2 roof carriers)               | 100                                 | —                           |
| in kg (3 roof carriers)               | 150                                 | —                           |



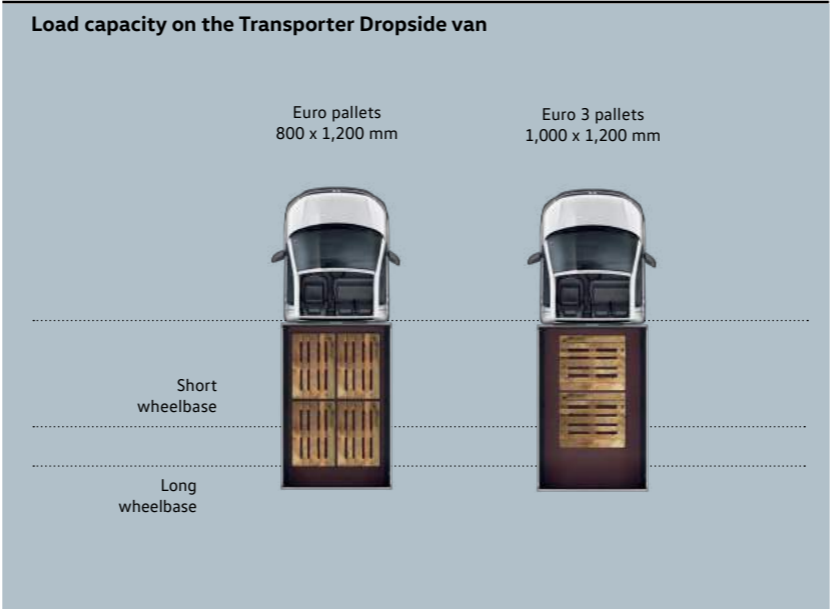
1 Please note that these are approximate values and the dimensions may differ due to manufacturing tolerances. 2 Measured at the floor height of the vehicle. Images shown are for illustrative purposes only. Vehicles shown are not UK specification.

# Chassis cab and Dropside dimensions

## Transporter 6.1 Chassis cab and Dropside technical data



| Dimensions                            | Single Cab Short Wheelbase | Single Cab Long Wheelbase |
|---------------------------------------|----------------------------|---------------------------|
| <b>Load platform</b>                  |                            |                           |
| Area in m <sup>2</sup> (square metre) | 4.9                        | 5.7                       |
| <b>Gross vehicle weight</b>           |                            |                           |
| in kg                                 | up to 3,200                | up to 3,200               |
| <b>Turning circle</b>                 |                            |                           |
| in m <sup>1</sup>                     | 11,9                       | 13,2                      |
| <b>Maximum trailer weight</b>         |                            |                           |
| in kg                                 | up to 2,500 <sup>2</sup>   | up to 2,500 <sup>2</sup>  |



1 Please note that these are approximate values and the dimensions may differ due to manufacturing tolerances. 2) The maximum trailer weight varies depending on the engine. 3) Measured at the floor height of the platform. Images shown are for illustrative purposes only. Vehicles shown are not UK specification.

Build your own

Find a Van Centre

Test drive

Offers & Finance

Conversions



# Model prices



Volkswagen Commercial Vehicles may change RRP's at any time (this includes where there are government changes in regulation and/or legislation). There may be a delay to any RRP displaying correctly on our materials. Always obtain prices from your chosen authorised Van Centre.

### \*Manufacturer's on the road (OTR) package.

|                                    |                  |
|------------------------------------|------------------|
| Delivery to Van Centre             | £660.00          |
| Number plates                      | £20.00           |
| VAT                                | £136.00          |
| First registration fee             | £55.00           |
| Vehicle excise duty (VED) 1st year | £290.00          |
| <b>Basic OTR price (exc. VAT)</b>  | <b>£1,025.00</b> |
| Total OTR price (inc. VAT)         | £1,161.00        |

# Panel van model prices

| Trimline             | Engine/transmission                  | RDE2 Compliant | Fuel type | Basic exc. VAT    | Total inc. VAT | Total RRP inc. OTR* exc. VAT | Total RRP inc. OTR* inc. VAT |
|----------------------|--------------------------------------|----------------|-----------|-------------------|----------------|------------------------------|------------------------------|
| <b>Startline SWB</b> |                                      |                |           |                   |                |                              |                              |
| T28                  | 2.0 TDI 110PS 5-speed manual         | Yes            | Diesel    | <b>£27,490.00</b> | £32,988.00     | <b>£28,515.00</b>            | £34,149.00                   |
|                      | 2.0 TDI 150PS 6-speed manual         | Yes            | Diesel    | <b>£29,485.00</b> | £35,382.00     | <b>£30,510.00</b>            | £36,543.00                   |
| T30                  | 2.0 TDI 110PS 5-speed manual         | Yes            | Diesel    | <b>£28,005.00</b> | £33,606.00     | <b>£29,030.00</b>            | £34,767.00                   |
|                      | 2.0 TDI 150PS 6-speed manual         | Yes            | Diesel    | <b>£30,000.00</b> | £36,000.00     | <b>£31,025.00</b>            | £37,161.00                   |
|                      | 2.0 TDI 150PS 7-speed DSG            | Yes            | Diesel    | <b>£32,035.00</b> | £38,442.00     | <b>£33,060.00</b>            | £39,603.00                   |
| T32                  | 2.0 TDI 110PS 5-speed manual         | Yes            | Diesel    | <b>£28,520.00</b> | £34,224.00     | <b>£29,545.00</b>            | £35,385.00                   |
|                      | 2.0 TDI 150PS 6-speed manual         | Yes            | Diesel    | <b>£30,515.00</b> | £36,618.00     | <b>£31,540.00</b>            | £37,779.00                   |
|                      | 2.0 TDI 150PS 7-speed DSG            | Yes            | Diesel    | <b>£32,550.00</b> | £39,060.00     | <b>£33,575.00</b>            | £40,221.00                   |
|                      | 2.0 TDI 150PS 4MOTION 6-speed manual | Yes            | Diesel    | <b>£33,460.00</b> | £40,152.00     | <b>£34,485.00</b>            | £41,313.00                   |

\* Please [click here](#) for more details on manufacturer's on the road (OTR) package.

**Volkswagen Commercial Vehicles may change RRP's at any time (this includes where there are government changes in regulation and/or legislation). There may be a delay to any RRP displaying correctly on our materials. Always obtain prices from your chosen authorised Van Centre.**

# Panel van model prices (continued)

| Trimline            | Engine/transmission                  | RDE2 Compliant | Fuel type | Basic exc. VAT    | Total inc. VAT | Total RRP inc. OTR* exc. VAT | Total RRP inc. OTR* inc. VAT |
|---------------------|--------------------------------------|----------------|-----------|-------------------|----------------|------------------------------|------------------------------|
| <b>Highline SWB</b> |                                      |                |           |                   |                |                              |                              |
| T28                 | 2.0 TDI 110PS 5-speed manual         | Yes            | Diesel    | <b>£30,765.00</b> | £36,918.00     | <b>£31,790.00</b>            | £38,079.00                   |
|                     | 2.0 TDI 150PS 6-speed manual         | Yes            | Diesel    | <b>£32,760.00</b> | £39,312.00     | <b>£33,785.00</b>            | £40,473.00                   |
|                     | 2.0 TDI 150PS 7-speed DSG            | Yes            | Diesel    | <b>£34,795.00</b> | £41,754.00     | <b>£35,820.00</b>            | £42,915.00                   |
| T30                 | 2.0 TDI 110PS 5-speed manual         | Yes            | Diesel    | <b>£31,280.00</b> | £37,536.00     | <b>£32,305.00</b>            | £38,697.00                   |
|                     | 2.0 TDI 150PS 6-speed manual         | Yes            | Diesel    | <b>£33,275.00</b> | £39,930.00     | <b>£34,300.00</b>            | £41,091.00                   |
|                     | 2.0 TDI 150PS 7-speed DSG            | Yes            | Diesel    | <b>£35,310.00</b> | £42,372.00     | <b>£36,335.00</b>            | £43,533.00                   |
|                     | 2.0 BiTDI 204PS 7-speed DSG          | Yes            | Diesel    | <b>£38,325.00</b> | £45,990.00     | <b>£39,350.00</b>            | £47,151.00                   |
| T32                 | 2.0 TDI 150PS 6-speed manual         | Yes            | Diesel    | <b>£34,245.00</b> | £41,094.00     | <b>£35,270.00</b>            | £42,255.00                   |
|                     | 2.0 TDI 150PS 7-speed DSG            | Yes            | Diesel    | <b>£36,280.00</b> | £43,536.00     | <b>£37,305.00</b>            | £44,697.00                   |
|                     | 2.0 TDI 150PS 4MOTION 6-speed manual | Yes            | Diesel    | <b>£37,190.00</b> | £44,628.00     | <b>£38,215.00</b>            | £45,789.00                   |
|                     | 2.0 BiTDI 204PS 7-speed DSG          | Yes            | Diesel    | <b>£38,840.00</b> | £46,608.00     | <b>£39,865.00</b>            | £47,769.00                   |
|                     | 2.0 BiTDI 204PS 4MOTION 7-speed DSG  | Yes            | Diesel    | <b>£41,785.00</b> | £50,142.00     | <b>£42,810.00</b>            | £51,303.00                   |

\* Please [click here](#) for more details on manufacturer's on the road (OTR) package.

**Volkswagen Commercial Vehicles may change RRP's at any time (this includes where there are government changes in regulation and/or legislation). There may be a delay to any RRP displaying correctly on our materials. Always obtain prices from your chosen authorised Van Centre.**

# Panel van model prices (continued)

| Trimline             | Engine/transmission                  | RDE2 Compliant | Fuel type | Basic exc. VAT    | Total inc. VAT | Total RRP inc. OTR* exc. VAT | Total RRP inc. OTR* inc. VAT |
|----------------------|--------------------------------------|----------------|-----------|-------------------|----------------|------------------------------|------------------------------|
| <b>Startline LWB</b> |                                      |                |           |                   |                |                              |                              |
| T28                  | 2.0 TDI 110PS 5-speed manual         | Yes            | Diesel    | <b>£28,415.00</b> | £34,098.00     | <b>£29,440.00</b>            | £35,259.00                   |
| T30                  | 2.0 TDI 110PS 5-speed manual         | Yes            | Diesel    | <b>£28,930.00</b> | £34,716.00     | <b>£29,955.00</b>            | £35,877.00                   |
|                      | 2.0 TDI 150PS 6-speed manual         | Yes            | Diesel    | <b>£30,925.00</b> | £37,110.00     | <b>£31,950.00</b>            | £38,271.00                   |
|                      | 2.0 TDI 150PS 7-speed DSG            | Yes            | Diesel    | <b>£32,960.00</b> | £39,552.00     | <b>£33,985.00</b>            | £40,713.00                   |
| T32                  | 2.0 TDI 150PS 6-speed manual         | Yes            | Diesel    | <b>£31,440.00</b> | £37,728.00     | <b>£32,465.00</b>            | £38,889.00                   |
|                      | 2.0 TDI 150PS 7-speed DSG            | Yes            | Diesel    | <b>£33,475.00</b> | £40,170.00     | <b>£34,500.00</b>            | £41,331.00                   |
|                      | 2.0 TDI 150PS 4MOTION 6-speed manual | Yes            | Diesel    | <b>£34,385.00</b> | £41,262.00     | <b>£35,410.00</b>            | £42,423.00                   |

\* Please [click here](#) for more details on manufacturer's on the road (OTR) package.

**Volkswagen Commercial Vehicles may change RRP's at any time (this includes where there are government changes in regulation and/or legislation). There may be a delay to any RRP displaying correctly on our materials. Always obtain prices from your chosen authorised Van Centre.**

# Panel van model prices (continued)

| Trimline            | Engine/transmission                  | RDE2 Compliant | Fuel type | Basic exc. VAT    | Total inc. VAT | Total RRP inc. OTR* exc. VAT | Total RRP inc. OTR* inc. VAT |
|---------------------|--------------------------------------|----------------|-----------|-------------------|----------------|------------------------------|------------------------------|
| <b>Highline LWB</b> |                                      |                |           |                   |                |                              |                              |
| T28                 | 2.0 TDI 150PS 6-speed manual         | Yes            | Diesel    | <b>£33,685.00</b> | £40,422.00     | <b>£34,710.00</b>            | £41,583.00                   |
|                     | 2.0 TDI 150PS 7-speed DSG            | Yes            | Diesel    | <b>£35,720.00</b> | £42,864.00     | <b>£36,745.00</b>            | £44,025.00                   |
| T30                 | 2.0 TDI 150PS 6-speed manual         | Yes            | Diesel    | <b>£34,200.00</b> | £41,040.00     | <b>£35,225.00</b>            | £42,201.00                   |
|                     | 2.0 TDI 150PS 7-speed DSG            | Yes            | Diesel    | <b>£36,235.00</b> | £43,482.00     | <b>£37,260.00</b>            | £44,643.00                   |
|                     | 2.0 BiTDI 204PS 7-speed DSG          | Yes            | Diesel    | <b>£39,250.00</b> | £47,100.00     | <b>£40,275.00</b>            | £48,261.00                   |
| T32                 | 2.0 TDI 150PS 6-speed manual         | Yes            | Diesel    | <b>£35,170.00</b> | £42,204.00     | <b>£36,195.00</b>            | £43,365.00                   |
|                     | 2.0 TDI 150PS 7-speed DSG            | Yes            | Diesel    | <b>£37,205.00</b> | £44,646.00     | <b>£38,230.00</b>            | £45,807.00                   |
|                     | 2.0 TDI 150PS 4MOTION 6-speed manual | Yes            | Diesel    | <b>£38,115.00</b> | £45,738.00     | <b>£39,140.00</b>            | £46,899.00                   |
|                     | 2.0 BiTDI 204PS 7-speed DSG          | Yes            | Diesel    | <b>£39,765.00</b> | £47,718.00     | <b>£40,790.00</b>            | £48,879.00                   |
|                     | 2.0 BiTDI 204PS 4MOTION 7-speed DSG  | Yes            | Diesel    | <b>£42,710.00</b> | £51,252.00     | <b>£43,735.00</b>            | £52,413.00                   |

\* Please [click here](#) for more details on manufacturer's on the road (OTR) package.

**Volkswagen Commercial Vehicles may change RRP's at any time (this includes where there are government changes in regulation and/or legislation). There may be a delay to any RRP displaying correctly on our materials. Always obtain prices from your chosen authorised Van Centre.**



# Kombi crew van model prices

| Trimline             | Engine/transmission                  | RDE2 Compliant | Fuel type | Basic exc. VAT    | Total inc. VAT | Total RRP inc. OTR* exc. VAT | Total RRP inc. OTR* inc. VAT |
|----------------------|--------------------------------------|----------------|-----------|-------------------|----------------|------------------------------|------------------------------|
| <b>Startline SWB</b> |                                      |                |           |                   |                |                              |                              |
| T30                  | 2.0 TDI 110PS 5-speed manual         | Yes            | Diesel    | <b>£29,525.00</b> | £35,430.00     | <b>£30,550.00</b>            | £36,591.00                   |
|                      | 2.0 TDI 150PS 6-speed manual         | Yes            | Diesel    | <b>£31,520.00</b> | £37,824.00     | <b>£32,545.00</b>            | £38,985.00                   |
| T32                  | 2.0 TDI 150PS 6-speed manual         | Yes            | Diesel    | <b>£32,035.00</b> | £38,442.00     | <b>£33,060.00</b>            | £39,603.00                   |
|                      | 2.0 TDI 150PS 7-speed DSG            | Yes            | Diesel    | <b>£34,070.00</b> | £40,884.00     | <b>£35,095.00</b>            | £42,045.00                   |
|                      | 2.0 TDI 150PS 4MOTION 6-speed manual | Yes            | Diesel    | <b>£34,980.00</b> | £41,976.00     | <b>£36,005.00</b>            | £43,137.00                   |
| <b>Highline SWB</b>  |                                      |                |           |                   |                |                              |                              |
| T30                  | 2.0 TDI 110PS 5-speed manual         | Yes            | Diesel    | <b>£33,200.00</b> | £39,840.00     | <b>£34,225.00</b>            | £41,001.00                   |
|                      | 2.0 TDI 150PS 6-speed manual         | Yes            | Diesel    | <b>£35,195.00</b> | £42,234.00     | <b>£36,220.00</b>            | £43,395.00                   |
|                      | 2.0 TDI 150PS 7-speed DSG            | Yes            | Diesel    | <b>£37,230.00</b> | £44,676.00     | <b>£38,255.00</b>            | £45,837.00                   |
|                      | 2.0 BiTDI 204PS 7-speed DSG          | Yes            | Diesel    | <b>£40,245.00</b> | £48,294.00     | <b>£41,270.00</b>            | £49,455.00                   |
|                      | 2.0 BiTDI 204PS 4MOTION 7-speed DSG  | Yes            | Diesel    | <b>£43,190.00</b> | £51,828.00     | <b>£44,215.00</b>            | £52,989.00                   |
| T32                  | 2.0 TDI 110PS 5-speed manual         | Yes            | Diesel    | <b>£34,170.00</b> | £41,004.00     | <b>£35,195.00</b>            | £42,165.00                   |
|                      | 2.0 TDI 150PS 6-speed manual         | Yes            | Diesel    | <b>£36,165.00</b> | £43,398.00     | <b>£37,190.00</b>            | £44,559.00                   |
|                      | 2.0 TDI 150PS 7-speed DSG            | Yes            | Diesel    | <b>£38,200.00</b> | £45,840.00     | <b>£39,225.00</b>            | £47,001.00                   |
|                      | 2.0 TDI 150PS 4MOTION 6-speed manual | Yes            | Diesel    | <b>£39,110.00</b> | £46,932.00     | <b>£40,135.00</b>            | £48,093.00                   |
|                      | 2.0 BiTDI 204PS 7-speed DSG          | Yes            | Diesel    | <b>£40,760.00</b> | £48,912.00     | <b>£41,785.00</b>            | £50,073.00                   |
|                      | 2.0 BiTDI 204PS 4MOTION 7-speed DSG  | Yes            | Diesel    | <b>£43,705.00</b> | £52,446.00     | <b>£44,730.00</b>            | £53,607.00                   |

\* Please [click here](#) for more details on manufacturer's on the road (OTR) package.

**Volkswagen Commercial Vehicles may change RRP's at any time (this includes where there are government changes in regulation and/or legislation). There may be a delay to any RRP displaying correctly on our materials. Always obtain prices from your chosen authorised Van Centre.**

# Kombi crew van model prices (continued)

| Trimline             | Engine/transmission                  | RDE2 Compliant | Fuel type | Basic exc. VAT    | Total inc. VAT | Total RRP inc. OTR* exc. VAT | Total RRP inc. OTR* inc. VAT |
|----------------------|--------------------------------------|----------------|-----------|-------------------|----------------|------------------------------|------------------------------|
| <b>Startline LWB</b> |                                      |                |           |                   |                |                              |                              |
| T32                  | 2.0 TDI 110PS 5-speed manual         | Yes            | Diesel    | <b>£30,970.00</b> | £37,164.00     | <b>£31,995.00</b>            | £38,325.00                   |
|                      | 2.0 TDI 150PS 6-speed manual         | Yes            | Diesel    | <b>£32,965.00</b> | £39,558.00     | <b>£33,990.00</b>            | £40,719.00                   |
|                      | 2.0 TDI 150PS 7-speed DSG            | Yes            | Diesel    | <b>£35,000.00</b> | £42,000.00     | <b>£36,025.00</b>            | £43,161.00                   |
|                      | 2.0 TDI 150PS 4MOTION 6-speed manual | Yes            | Diesel    | <b>£35,910.00</b> | £43,092.00     | <b>£36,935.00</b>            | £44,253.00                   |
| <b>Highline LWB</b>  |                                      |                |           |                   |                |                              |                              |
| T32                  | 2.0 TDI 150PS 6-speed manual         | Yes            | Diesel    | <b>£37,095.00</b> | £44,514.00     | <b>£38,120.00</b>            | £45,675.00                   |
|                      | 2.0 TDI 150PS 7-speed DSG            | Yes            | Diesel    | <b>£39,130.00</b> | £46,956.00     | <b>£40,155.00</b>            | £48,117.00                   |
|                      | 2.0 TDI 150PS 4MOTION 6-speed manual | Yes            | Diesel    | <b>£40,040.00</b> | £48,048.00     | <b>£41,065.00</b>            | £49,209.00                   |
|                      | 2.0 BiTDI 204PS 7-speed DSG          | Yes            | Diesel    | <b>£41,690.00</b> | £50,028.00     | <b>£42,715.00</b>            | £51,189.00                   |
|                      | 2.0 BiTDI 204PS 4MOTION 7-speed DSG  | Yes            | Diesel    | <b>£44,635.00</b> | £53,562.00     | <b>£45,660.00</b>            | £54,723.00                   |

\* Please [click here](#) for more details on manufacturer's on the road (OTR) package.

**Volkswagen Commercial Vehicles may change RRP's at any time (this includes where there are government changes in regulation and/or legislation). There may be a delay to any RRP displaying correctly on our materials. Always obtain prices from your chosen authorised Van Centre.**

# Chassis cab and Dropside model prices

| Trimline   | Engine/transmission          | RDE2 Compliant | Fuel type | Basic exc. VAT    | Total inc. VAT | Total RRP inc. OTR* exc. VAT | Total RRP inc. OTR* inc. VAT |
|--|------------------------------|----------------|-----------|-------------------|----------------|------------------------------|------------------------------|
| <b>Dropside – Long wheelbase, single cab</b>     |                              |                |           |                   |                |                              |                              |
| T30  | 2.0 TDI 110PS 5-speed manual | Yes            | Diesel    | <b>£27,150.00</b> | £32,580.00     | <b>£28,175.00</b>            | £33,741.00                   |
|  | 2.0 TDI 150PS 7-speed DSG    | Yes            | Diesel    | <b>£31,180.00</b> | £37,416.00     | <b>£32,205.00</b>            | £38,577.00                   |
| <b>Chassis cab – Short wheelbase, single cab</b> |                              |                |           |                   |                |                              |                              |
| T32  | 2.0 TDI 150PS 6-speed manual | Yes            | Diesel    | <b>£28,050.00</b> | £33,660.00     | <b>£29,075.00</b>            | £34,821.00                   |
| <b>Chassis cab – Long wheelbase, single cab</b>  |                              |                |           |                   |                |                              |                              |
| T32  | 2.0 TDI 150PS 6-speed manual | Yes            | Diesel    | <b>£28,850.00</b> | £34,620.00     | <b>£29,875.00</b>            | £35,781.00                   |
|  | 2.0 TDI 150PS 7-speed DSG    | Yes            | Diesel    | <b>£30,885.00</b> | £37,062.00     | <b>£31,910.00</b>            | £38,223.00                   |

\* Please [click here](#) for more details on manufacturer's on the road (OTR) package.

**Volkswagen Commercial Vehicles may change RRP's at any time (this includes where there are government changes in regulation and/or legislation). There may be a delay to any RRP displaying correctly on our materials. Always obtain prices from your chosen authorised Van Centre.**

# Options – panel van and kombi crew van

| Paint  | PR Code  | Startline      |                    | Highline       |                    |
|--|----------|----------------|--------------------|----------------|--------------------|
|  |          | Basic exc. VAT | Total RRP inc. VAT | Basic exc. VAT | Total RRP inc. VAT |
| <b>Solid.</b> Bright Orange <sup>1,2</sup> (E3E3), Candy White (B4B4), Cherry Red <sup>2</sup> (4B4B), Ascot Grey <sup>2</sup> (6U6U), Pure Grey (J2J2).                               | As shown | ○              | ○                  | ○              | ○                  |
| <b>Metallic.</b> Fortana Red (I9I9), Indium Grey <sup>2</sup> (X3X3), Mojave Beige (1B1B), Starlight Blue <sup>2</sup> (3S3S), Ravenna Blue (5Z5Z), Reflex Silver <sup>2</sup> (8E8E). | As shown | £675.00        | £810.00            | £675.00        | £810.00            |
| <b>Pearl effect.</b> Deep Black (2T2T).  | As shown | £675.00        | £810.00            | £675.00        | £810.00            |

| Upholstery   | PR Code | Basic exc. VAT | Total RRP inc. VAT | Basic exc. VAT | Total RRP inc. VAT |
|--|---------|----------------|--------------------|----------------|--------------------|
| <b>Seat trim covers in Titanium Black 'Double Grid' cloth.</b><br>Dashboard upper in Titanium Black, dashboard lower in Palladium, floor covering in Titanium Black.     | NOA/PX  | ●              | ●                  | -              | -                  |
| <b>Seat trim covers in Titanium Black 'Bricks' cloth.</b><br>Dashboard upper in Titanium Black, dashboard lower in Palladium, floor covering in Titanium Black.          | NOE/PX  | -              | -                  | ●              | ●                  |
| <b>Seat trim covers in Palladium 'Robusta' cloth.</b> <sup>3</sup><br>Dashboard upper in Titanium Black, dashboard lower in Palladium, floor covering in Titanium Black. | NOR/GN  | £135.00        | £162.00            | £135.00        | £162.00            |
| <b>Seat trim covers in Palladium 'Leatherette Mesh'.</b><br>Dashboard upper in Titanium Black, dashboard lower in Palladium, floor covering in Titanium Black.           | N2Q/GN  | £75.00         | £90.00             | £75.00         | £90.00             |

● Standard - Not available ○ At no extra cost

Where additional equipment is required by chosen options, this will be at additional cost. See the relevant option for recommended pricing or consult your local authorised Van Centre. Some options may not be compatible with other options. To check the availability of your chosen options, please use our configurator or consult your local authorised Van Centre.

- 1 Bright Orange is only available on Startline.
- 2 These paints are also available as an optional extra in conjunction with a high roof at an extra cost.
- 3 Only available for the driver and front passenger seats. For kombi crew vans, 2nd row of seats will be supplied in 'Mesh' leatherette.


PV Panel van K kombi crew van

**Volkswagen Commercial Vehicles may change RRP's at any time (this includes where there are government changes in regulation and/or legislation). There may be a delay to any RRP displaying correctly on our materials. Always obtain prices from your chosen authorised Van Centre.**

## Upgrade your Transporter 6.1 with the discounted Business Pack.

Now you can drive away in an upgraded Volkswagen Transporter 6.1 for less.

Your Volkswagen Transporter 6.1 Startline can now feature rear parking sensors, climatic air-conditioning and an alarm for as little as **£1,095 +VAT**. This pack provides you and your business with savings on some of our most popular and valuable features, so your business can stay ahead of the curve without breaking the bank. Available on Startline for both panel van and kombi crew van models.



# Options – panel van and kombi crew van (continued)

| Seating   | PR Code |      | Startline      |                    | Highline       |                    |
|---|---------|------|----------------|--------------------|----------------|--------------------|
|   |         |      | Basic exc. VAT | Total RRP inc. VAT | Basic exc. VAT | Total RRP inc. VAT |
| <b>Armrest for driver's seat.</b>   | 4S3     | PV/K | ●              | ●                  | ●              | ●                  |
| <b>Armrest for both front seats.</b> Only in combination with the single front passenger seat (3TH).  | 4S1     | PV   | £85.00         | £102.00            | £85.00         | £102.00            |
|   |         | K    | £85.00         | £102.00            | ●              | ●                  |
| <b>Dual passenger seat in cab.</b>  | 3TJ     | PV   | ●              | ●                  | ●              | ●                  |
|   |         | K    | £230.00        | £276.00            | £230.00        | £276.00            |
| <b>Dual passenger seat in cab with integrated storage compartment.</b><br>Not in combination with heated driver and front passenger seats (4A3).  | 3TS     | PV   | £115.00        | £138.00            | £115.00        | £138.00            |
|   |         | K    | £305.00        | £366.00            | £305.00        | £366.00            |
| <b>Heated driver and front passenger seats.</b><br>Separately controllable. Only in combination with either Climatic cab A/C, Climatic cab A/C with manual passenger heating, Climatic cab and passenger A/C (semi-automatic) with manual passenger compartment heating system at additional cost.                          | 4A3     | PV/K | £330.00        | £396.00            | £330.00        | £396.00            |
| <b>Height-adjustment (manual) and lumbar support (manual) for driver and single front passenger seats.</b><br>Only in combination with single front passenger seat.   | 7P4/3L3 | PV   | £115.00        | £138.00            | £115.00        | £138.00            |
|   |         | K    | £115.00        | £138.00            | ●              | ●                  |
| <b>Single front passenger seat.</b> For panel van models. Only in combination with armrest for driver and front passenger seats (4S1) at an additional cost. Only in combination with height-adjustment (manual) (3L3) and lumbar support (manual) (7P4) for driver and single front passenger seats at no additional cost. | 3TH     | PV   | ○              | ○                  | ○              | ○                  |
|   |         | K    | ●              | ●                  | ●              | ●                  |
| <b>Swivel seat. Driver seat not height-adjustable.</b> Only in combination with swivelling front passenger seat (3TD), without height-adjustment (3L0) and lumbar support (manual) (7P4) for both front seats at no additional cost. On panel van models this option will also remove the standard bulkhead.                | 3SD     | PV/K | £115.00        | £138.00            | £115.00        | £138.00            |
| <b>Swivel seat. Front passenger seat not height-adjustable.</b> Only in combination with armrests for both front seats (4S1) and lumbar support (manual) (7P4) for both front seats at no additional cost. On panel van models this option will also remove the standard bulkhead.  | 3TD     | PV/K | £115.00        | £138.00            | £115.00        | £138.00            |
| <b>2-seater bench on the driver's side and individual seat with 'easy-entry' feature on the passenger side in second row of seats.</b>  | 3UF     | K    | £140.00        | £168.00            | £140.00        | £168.00            |

● Standard – Not available ○ At no extra cost

Where additional equipment is required by chosen options, this will be at additional cost. See the relevant option for recommended pricing or consult your local authorised Van Centre. Some options may not be compatible with other options. To check the availability of your chosen options, please use our configurator or consult your local authorised Van Centre.

PV Panel van K kombi crew van

**Volkswagen Commercial Vehicles may change RRP's at any time (this includes where there are government changes in regulation and/or legislation). There may be a delay to any RRP displaying correctly on our materials. Always obtain prices from your chosen authorised Van Centre.**

# Options – panel van and kombi crew van (continued)

|   | PR Code |      | Startline      |                    | Highline       |                    |
|---|---------|------|----------------|--------------------|----------------|--------------------|
|   |         |      | Basic exc. VAT | Total RRP inc. VAT | Basic exc. VAT | Total RRP inc. VAT |
| <b>Wheels and tyres</b>   |         |      |                |                    |                |                    |
| <b>16" Clayton alloy wheels.</b> 6.5J x 16. Four alloys. Standard on Highline T28 and T30 with 110PS and 150PS engines.   | Z3E     | PV/K | £740.00        | £888.00            | ●              | ●                  |
| <b>17" Devonport alloy wheels.</b> 7J x 17. Four alloys. Standard on Highline T32 and 204PS engines.  | Z8F     | PV/K | -              | -                  | ●              | ●                  |
| <b>All-weather tyres.</b> Please contact your local Van Centre for availability on specific models.   | Q31/J13 | PV/K | From £140.00   | From £168.00       | From £140.00   | From £168.00       |
| <b>Wheel and tyre accessories</b>   |         |      |                |                    |                |                    |
| <b>Tyre mobility kit in lieu of spare wheel.</b> Includes 12V compressor and tyre sealant.  | 1G8     | PV/K | ○              | ○                  | ○              | ○                  |
| <b>Audio and communications</b>   |         |      |                |                    |                |                    |
| <b>Composition Colour DAB+ radio with 6.5" touch-screen.</b>  | I8I     | PV/K | ●              | ●                  | ●              | ●                  |
| <b>Discover Media navigation system with 8.0" touch-screen including 'Streaming &amp; Internet'.</b><br>Only in combination with free 1 year We Connect Plus (Z22). Subsequent years at an additional cost. | ZIE     | PV/K | £1,180.00      | £1,416.00          | £1,180.00      | £1,416.00          |

● Standard – Not available ○ At no extra cost

Where additional equipment is required by chosen options, this will be at additional cost. See the relevant option for recommended pricing or consult your local authorised Van Centre.

Some options may not be compatible with other options. To check the availability of your chosen options, please use our configurator or consult your local authorised Van Centre.

Detailed information regarding tyre efficiency labelling and technical specifications on all potential tyre fitments can be found by visiting the Volkswagen Commercial Vehicles online car configurator at [www.volkswagen-vans.co.uk/en/configurator.html](http://www.volkswagen-vans.co.uk/en/configurator.html)

PV Panel van K kombi crew van

**Volkswagen Commercial Vehicles may change RRP's at any time (this includes where there are government changes in regulation and/or legislation). There may be a delay to any RRP displaying correctly on our materials. Always obtain prices from your chosen authorised Van Centre.**

# Options – panel van and kombi crew van (continued)

| Comfort and convenience   | PR Code |      | Startline      |                    | Highline       |                    |
|---|---------|------|----------------|--------------------|----------------|--------------------|
|   |         |      | Basic exc. VAT | Total RRP inc. VAT | Basic exc. VAT | Total RRP inc. VAT |
| Carpet floor covering in cab.   | 5AE     | PV/K | £105.00        | £126.00            | £105.00        | £126.00            |
| Front fog lights with cornering function.   | 8WH     | PV/K | £375.00        | £450.00            | ●              | ●                  |
| High Beam Assist.   | 8G1     | PV/K | –              | –                  | £145.00        | £174.00            |
| LED headlights with LED daytime running lights and LED tail lights. Only in combination with a tailgate.            | PXE     | PV/K | –              | –                  | £1,140.00      | £1,368.00          |
| LED headlights with separate LED daytime running lights.  | PXH     | PV/K | –              | –                  | £970.00        | £1,164.00          |
| Tyre pressure loss indicator.   | 7K1     | PV   | £65.00         | £78.00             | £65.00         | £78.00             |
|   |         | K    | ●              | ●                  | ●              | ●                  |
| Tyre pressure monitoring system. Visual display of each tyre pressure is shown in the Multi-function display.       | 7K3     | PV/K | £155.00        | £186.00            | £155.00        | £186.00            |
| Washer fluid level indicator and heated washer nozzles.   | 8W4     | PV/K | £55.00         | £66.00             | £55.00         | £66.00             |
| <b>Driver assistance</b>  |         |      |                |                    |                |                    |
| Adaptive Cruise Control (ACC).  | PAC     | PV/K | £370.00        | £444.00            | ●              | ●                  |
| Parking sensors, front and rear.  | 7X2     | PV/K | £490.00        | £588.00            | ●              | ●                  |
| Parking sensors, front and rear with Park Assist. Only in combination with a tailgate on Highline Panel van models. | 7X5     | PV/K | £790.00        | £948.00            | £310.00        | £372.00            |

● Standard – Not available ○ At no extra cost

Where additional equipment is required by chosen options, this will be at additional cost. See the relevant option for recommended pricing or consult your local authorised Van Centre. Some options may not be compatible with other options. To check the availability of your chosen options, please use our configurator or consult your local authorised Van Centre.


PV Panel van K kombi crew van

**Volkswagen Commercial Vehicles may change RRP's at any time (this includes where there are government changes in regulation and/or legislation). There may be a delay to any RRP displaying correctly on our materials. Always obtain prices from your chosen authorised Van Centre.**

## Upgrade your Transporter 6.1 with the discounted Business Pack.

Now you can drive away in an upgraded Volkswagen Transporter 6.1 for less.

Your Volkswagen Transporter 6.1 Startline can now feature rear parking sensors, climatic air-conditioning and an alarm for as little as **£1,095 +VAT**. This pack provides you and your business with savings on some of our most popular and valuable features, so your business can stay ahead of the curve without breaking the bank. Available on Startline for both panel van and kombi crew van models.



# Options – panel van and kombi crew van (continued)

| Driver assistance (continued)  | PR Code |      | Startline      |                    | Highline       |                    |
|--|---------|------|----------------|--------------------|----------------|--------------------|
|  |         |      | Basic exc. VAT | Total RRP inc. VAT | Basic exc. VAT | Total RRP inc. VAT |
| <b>Rear-view camera system.</b>  | KA1     | PV/K | £255.00        | £306.00            | £255.00        | £306.00            |
| <b>Trailer Assist with parking sensors front and rear.</b> Only in combination with a tailgate, folding door mirrors (standard on Highline) and tow bar preparation 1D7 or removable/lockable tow bar 1D2 at additional cost.  | PAT     | PV/K | £1,090.00      | £1,308.00          | £595.00        | £714.00            |
| <b>Trailer Assist with Park Assist, parking sensors front and rear with rear-view camera.</b> Only in combination with a tailgate, folding door mirrors 6XP (standard on Highline) and tow bar preparation (1D7) or removable/lockable tow bar (1D2) at additional cost. | PAU     | PV/K | £1,295.00      | £1,554.00          | £810.00        | £972.00            |
| <b>Traffic Sign Recognition.</b> Only in combination with the Discover Media navigation system with 8.0" touch-screen including 'Streaming & Internet' (ZIE).  | QR9     | PV/K | £250.00        | £300.00            | £250.00        | £300.00            |

## Packages

|  |     |      |           |           |         |         |
|--|-----|------|-----------|-----------|---------|---------|
| <b>Business Package.</b> Climatic air conditioning system, rear parking sensors and an anti-theft alarm with interior monitoring in cab, backup horn and towing protection.  | W56 | PV/K | £1,095.00 | £1,314.00 | -       | -       |
| <b>Comfort Package.</b> Includes an additional 12V socket in the dashboard, one waste bin, additional sound deadening and noise suppression measures, grab handles on A-pillar, folding grab handles on B-pillar and sun visors with mirrors.                              | ZA9 | PV   | £265.00   | £318.00   | ●       | ●       |
| <b>Courier Package.</b> Includes interior upholstery in Palladium 'Robusta' cloth, protective film on entry step in driver's door, stronger seal on driver's door, uprated starter battery (92 Ah) with increased alternator capacity (250A) and strengthened drive shaft. | PC6 | PV   | £340.00   | £408.00   | £340.00 | £408.00 |
| <b>Exterior Package.</b> Includes body-coloured bumpers, exterior door mirror housings and door handles.   | PL4 | PV/K | £730.00   | £876.00   | ●       | ●       |
| <b>Load Compartment Package.</b> Includes full height ply-lining, C-rails in side panels in cargo area and tow bar preparation.  | ZZ5 | PV   | £795.00   | £954.00   | £795.00 | £954.00 |

● Standard - Not available ○ At no extra cost

Where additional equipment is required by chosen options, this will be at additional cost. See the relevant option for recommended pricing or consult your local authorised Van Centre. Some options may not be compatible with other options. To check the availability of your chosen options, please use our configurator or consult your local authorised Van Centre.


PV **Panel van** K **kombi crew van**

**Volkswagen Commercial Vehicles may change RRP's at any time (this includes where there are government changes in regulation and/or legislation). There may be a delay to any RRP displaying correctly on our materials. Always obtain prices from your chosen authorised Van Centre.**

## Upgrade your Transporter 6.1 with the discounted Business Pack.

Now you can drive away in an upgraded Volkswagen Transporter 6.1 for less.

Your Volkswagen Transporter 6.1 Startline can now feature rear parking sensors, climatic air-conditioning and an alarm for as little as **£1,095 +VAT**. This pack provides you and your business with savings on some of our most popular and valuable features, so your business can stay ahead of the curve without breaking the bank. Available on Startline for both panel van and kombi crew van models.





# Options – panel van and kombi crew van (continued)

| Body and chassis  | PR Code |      | Startline      |                    | Highline       |                    |
|---|---------|------|----------------|--------------------|----------------|--------------------|
|   |         |      | Basic exc. VAT | Total RRP inc. VAT | Basic exc. VAT | Total RRP inc. VAT |
| <b>Electric sliding door driver and passenger's side.</b>   | PT4     | K    | £1,035.00      | £1,242.00          | £1,035.00      | £1,242.00          |
| <b>Exterior mirrors, power folding.</b>   | 6XP     | PV/K | £150.00        | £180.00            | ●              | ●                  |
| <b>Fuel tank – 80 litre volume.</b>   | OF5     | PV/K | £65.00         | £78.00             | £65.00         | £78.00             |
| <b>High roof, body-coloured rear wing doors with windows.</b> LWB only. Not available with Candy White, Pure Grey, Fortana Red, Mojave Beige, Ravenna Blue or Deep Black paint finishes. Only in combination with heat insulating glass (QL3) in lieu of privacy glass on Highline kombi crew van models. | ZD6     | K    | £1,465.00      | £1,758.00          | £1,465.00      | £1,758.00          |
| <b>High roof, body-coloured rear wing doors without windows.</b> LWB only. Not available with Candy White, Pure Grey, Fortana Red, Mojave Beige, Ravenna Blue or Deep Black paint finishes.   | ZD7     | PV/K | £1,445.00      | £1,734.00          | £1,445.00      | £1,734.00          |
| <b>High roof, rear wing doors with windows.</b> LWB only. Only in combination with heat insulating glass (QL3) in lieu of privacy glass on Highline kombi crew van models.  | ZD2     | K    | £1,315.00      | £1,578.00          | £1,315.00      | £1,578.00          |
| <b>High roof, rear wing doors without windows.</b> LWB only.  | ZD3     | PV/K | £1,295.00      | £1,554.00          | £1,295.00      | £1,554.00          |
| <b>Hill descent control.</b> 4MOTION only.  | UG5     | PV/K | £105.00        | £126.00            | £105.00        | £126.00            |
| <b>Manual side sliding door, driver's side.</b>   | 5R2     | PV/K | £700.00        | £840.00            | £700.00        | £840.00            |
| <b>Mechanical rear differential lock.</b> 4MOTION only.   | 1Y4     | PV/K | £665.00        | £798.00            | £665.00        | £798.00            |
| <b>Power latching for sliding door, driver's side.</b> Includes cost of additional sliding door on driver's side.   | 5R7     | PV/K | £840.00        | £1,008.00          | £840.00        | £1,008.00          |

● Standard – Not available ○ At no extra cost

Where additional equipment is required by chosen options, this will be at additional cost. See the relevant option for recommended pricing or consult your local authorised Van Centre. Some options may not be compatible with other options. To check the availability of your chosen options, please use our configurator or consult your local authorised Van Centre.


PV Panel van K kombi crew van

**Volkswagen Commercial Vehicles may change RRP's at any time (this includes where there are government changes in regulation and/or legislation). There may be a delay to any RRP displaying correctly on our materials. Always obtain prices from your chosen authorised Van Centre.**

## Upgrade your Transporter 6.1 with the discounted Business Pack.

Now you can drive away in an upgraded Volkswagen Transporter 6.1 for less.

Your Volkswagen Transporter 6.1 Startline can now feature rear parking sensors, climatic air-conditioning and an alarm for as little as **£1,095 +VAT**. This pack provides you and your business with savings on some of our most popular and valuable features, so your business can stay ahead of the curve without breaking the bank. Available on Startline for both panel van and kombi crew van models.



# Options – panel van and kombi crew van (continued)

| Body and chassis (continued)   | PR Code |      | Startline      |                    | Highline       |                    |
|--|---------|------|----------------|--------------------|----------------|--------------------|
|  |         |      | Basic exc. VAT | Total RRP inc. VAT | Basic exc. VAT | Total RRP inc. VAT |
| Power latching for sliding door, passenger's side.   | 5Q7     | PV/K | £145.00        | £174.00            | £145.00        | £174.00            |
| Rear wing doors with 250° hinges. LWB only.  | 5V4     | PV/K | £370.00        | £444.00            | £370.00        | £444.00            |
| Mounting rails on the roof (preparation for removable roof rack).  | 3S4     | PV/K | £125.00        | £150.00            | £125.00        | £150.00            |
| Mudflaps.  | 6N2     | PV/K | £145.00        | £174.00            | £145.00        | £174.00            |
| Rear wing doors with heated windows.   | ZH1     | K    | £195.00        | £234.00            | £195.00        | £234.00            |
| Tailgate without window.   | 3RB     | PV   | ○              | ○                  | ○              | ○                  |
|  | ZH6     | K    | ○              | ○                  | ○              | ○                  |
| Tailgate without window, power latching. Only in combination with Tailgate unlocking from outside (4E0) or Tailgate release from inside (4E8) at no extra cost. Must be ordered with either Multi-purpose floor covering in passenger/load compartment (ZU0) or Rubber floor covering in load compartment with rear loading edge protection and step illumination (ZU2) at an additional cost. | 3RH     | PV   | £60.00         | £72.00             | £60.00         | £72.00             |
| Tailgate without window, power latching.   | ZH5     | K    | £65.00         | £78.00             | £65.00         | £78.00             |
| Tailgate with heated rear window.  | ZH7     | PV   | ○              | ○                  | ○              | ○                  |
|  |         | K    | ●              | ●                  | ●              | ●                  |
| Tow bar preparation (including trailer stabilisation).   | 1D7     | PV/K | £235.00        | £282.00            | £235.00        | £282.00            |
| Tow bar removable/lockable (including trailer stabilisation). Only in combination with reinforced rear suspension (2MK) or reinforced rear suspension and shock absorption (1BJ) at no additional costs on T28 and T30 models.   | 1D2     | PV/K | £680.00        | £816.00            | £680.00        | £816.00            |
| Without model designation badge with badge for engine designation.   | ONA     | PV/K | ○              | ○                  | ○              | ○                  |
| <b>Cargo area</b>  |         |      |                |                    |                |                    |
| Bulkhead, full with fixed window.  | ZZ3     | PV   | £130.00        | £156.00            | £130.00        | £156.00            |
| Multi-purpose floor covering in passenger/load compartment.  | ZU0     | PV/K | £450.00        | £540.00            | £450.00        | £540.00            |

● Standard – Not available ○ At no extra cost

Where additional equipment is required by chosen options, this will be at additional cost. See the relevant option for recommended pricing or consult your local authorised Van Centre. Some options may not be compatible with other options. To check the availability of your chosen options, please use our configurator or consult your local authorised Van Centre.

PV Panel van K kombi crew van

**Volkswagen Commercial Vehicles may change RRP's at any time (this includes where there are government changes in regulation and/or legislation). There may be a delay to any RRP displaying correctly on our materials. Always obtain prices from your chosen authorised Van Centre.**

# Options – panel van and kombi crew van (continued)

| Cargo area (continued)   | PR Code |      | Startline      |                    | Highline       |                    |
|--|---------|------|----------------|--------------------|----------------|--------------------|
|  |         |      | Basic exc. VAT | Total RRP inc. VAT | Basic exc. VAT | Total RRP inc. VAT |
| <b>Rubber floor covering in load compartment with rear loading edge protection and step illumination.</b>  | ZU2     | PV   | £210.00        | £252.00            | £210.00        | £252.00            |
| <b>Two additional lashing rings for load restraint</b>   | 6B4     | PV   | £35.00         | £42.00             | £35.00         | £42.00             |
| <b>Heating and ventilation</b>   |         |      |                |                    |                |                    |
| <b>Electronically controlled air conditioning system.</b>  | KH6     | PV   | £1,245.00      | £1,494.00          | ●              | ●                  |
|  |         |      |                |                    | W50            | K                  |
| <b>Electronically controlled front air conditioning system and second heating system in passenger compartment.</b>   | KC2     | PV/K | £1,500.00      | £1,800.00          | £285.00        | £342.00            |
| <b>Programmable parking heater (air) with radio remote control, auxiliary heater (coolant) and second battery.</b><br>Only in combination with a single front passenger seat (3TH) and basic CFCU with terminal block. | PW5     | PV/K | £2,790.00      | £3,348.00          | £2,790.00      | £3,348.00          |
| <b>Safety and security</b>   |         |      |                |                    |                |                    |
| <b>Anti-theft alarm system with interior monitoring in cab, back-up horn and tow-away protection.</b>  | Z4G     | PV/K | £295.00        | £354.00            | ●              | ●                  |
|  |         |      |                |                    | 1T9            | PV/K               |
| <b>First aid kit with warning triangle and safety vest.</b>  | 8QM     | PV/K | £105.00        | £126.00            | £105.00        | £126.00            |

See Business Pack offer.

See Business Pack offer.

● Standard – Not available ○ At no extra cost

Where additional equipment is required by chosen options, this will be at additional cost. See the relevant option for recommended pricing or consult your local authorised Van Centre. Some options may not be compatible with other options. To check the availability of your chosen options, please use our configurator or consult your local authorised Van Centre.


PV Panel van K kombi crew van

**Volkswagen Commercial Vehicles may change RRP's at any time (this includes where there are government changes in regulation and/or legislation). There may be a delay to any RRP displaying correctly on our materials. Always obtain prices from your chosen authorised Van Centre.**

## Upgrade your Transporter 6.1 with the discounted Business Pack.

Now you can drive away in an upgraded Volkswagen Transporter 6.1 for less.

Your Volkswagen Transporter 6.1 Startline can now feature rear parking sensors, climatic air-conditioning and an alarm for as little as **£1,095 +VAT**. This pack provides you and your business with savings on some of our most popular and valuable features, so your business can stay ahead of the curve without breaking the bank. Available on Startline for both panel van and kombi crew van models.



# Options – panel van and kombi crew van (continued)

| Windows   | PR Code |      | Startline      |                    | Highline       |                    |
|---|---------|------|----------------|--------------------|----------------|--------------------|
|   |         |      | Basic exc. VAT | Total RRP inc. VAT | Basic exc. VAT | Total RRP inc. VAT |
| Privacy glass in passenger compartment with heat insulating green glass in cab.   | QL5     | K    | £305.00        | £366.00            | -              | -                  |
| Rear heated window with window wiper and washer system. Only in combination with a tailgate.  | 4HS     | PV   | £150.00        | £180.00            | £150.00        | £180.00            |
| Window in front and closed side panel in rear, in passenger/load compartment on driver's side. Removes sliding function.  | 4JT     | K    | ○              | ○                  | ○              | ○                  |
| Window in front and closed side panel in rear, in passenger/load compartment on passenger's side. Removes sliding function.   | 4FT     | K    | ○              | ○                  | ○              | ○                  |
| <b>Converter options</b>  |         |      |                |                    |                |                    |
| Additional 12V socket in dashboard.   | EU1     | PV/K | £55.00         | £66.00             | ●              | ●                  |
| Basic CFCU with terminal block.   | IS2     | PV/K | £440.00        | £528.00            | £440.00        | £528.00            |
| Basic CFCU with terminal block, bodybuilder configuration and telematics preparation.   | IS3     | PV/K | £685.00        | £822.00            | £685.00        | £822.00            |
| CFCU Preparation.   | IP4     | PV/K | £115.00        | £138.00            | £115.00        | £138.00            |
| Console on dashboard with 1 DIN slot and positions for additional switches. In lieu of standard tray.   | 5FD     | PV/K | £70.00         | £84.00             | £70.00         | £84.00             |
| Second battery (68 Ah, AGM) with cut-off relay.   | 8FB     | PV/K | £255.00        | £306.00            | £255.00        | £306.00            |
| Second battery (68 Ah, AGM) with cut-off relay and battery monitoring. Only in combination with basic CFCU with terminal block (IS2) at additional cost.                      | 8FL     | PV/K | £300.00        | £360.00            | £300.00        | £360.00            |
| Second battery (75 Ah, AGM) with cut-off relay and battery monitoring. Only in combination with single front passenger seat (3TH) and basic CFCU with terminal block.         | 8FE     | PV/K | £320.00        | £384.00            | £320.00        | £384.00            |
| Smart digital tachograph. Only in combination with console on dashboard (5FD) at an additional cost.  | 9NI     | PV/K | £695.00        | £834.00            | £695.00        | £834.00            |
| Upated starter battery (92 Ah, AGM) and increased alternator capacity.  | NY4     | PV/K | £230.00        | £276.00            | £230.00        | £276.00            |
| Window van Pack. Includes climatic air conditioning, illuminated glovebox, removal of 3-seat bench in 2nd row, windows in 3rd row (in lieu of solid panels), M1 registration. | P40     | K    | £590.00        | £708.00            | -£640.00       | -£768.00           |
| Without bulkhead. Only in combination with swivel seats at an additional cost, and without load lashing rings (6B0) or lashing rings (6B1) at no additional cost.             | PUK     | PV   | ○              | ○                  | ○              | ○                  |

● Standard - Not available ○ At no extra cost

Where additional equipment is required by chosen options, this will be at additional cost. See the relevant option for recommended pricing or consult your local authorised Van Centre. Some options may not be compatible with other options. To check the availability of your chosen options, please use our configurator or consult your local authorised Van Centre.

PV Panel van K kombi crew van

**Volkswagen Commercial Vehicles may change RRP's at any time (this includes where there are government changes in regulation and/or legislation). There may be a delay to any RRP displaying correctly on our materials. Always obtain prices from your chosen authorised Van Centre.**

# Options – chassis cab and dropside

| Paint   | PR Code  | Chassis cab    |                    | Dropside       |                    |
|---|----------|----------------|--------------------|----------------|--------------------|
|   |          | Basic exc. VAT | Total RRP inc. VAT | Basic exc. VAT | Total RRP inc. VAT |
| <b>Solid.</b> Bright Orange (E3E3), Candy White (B4B4), Cherry Red (4B4B), Ascot Grey (6U6U), Pure Grey (J2J2).                                 | As shown | ○              | ○                  | ○              | ○                  |
| <b>Metallic.</b> Fortana Red (I9I9), Indium Grey (X3X3), Mojave Beige (1B1B), Starlight Blue (3S3S), Ravenna Blue (5Z5Z), Reflex Silver (8E8E). | As shown | £675.00        | £810.00            | £675.00        | £810.00            |
| <b>Pearl effect.</b> Deep Black (2T2T).   | As shown | £675.00        | £810.00            | £675.00        | £810.00            |

| Upholstery   | PR Code | Chassis cab    |                    | Dropside       |                    |
|--|---------|----------------|--------------------|----------------|--------------------|
|  |         | Basic exc. VAT | Total RRP inc. VAT | Basic exc. VAT | Total RRP inc. VAT |
| <b>Seat trim covers in Titanium Black 'Double Grid' cloth.</b><br>Dashboard upper in Titanium Black, dashboard lower in Palladium, floor covering in Titanium Black. | NOA/PX  | ●              | ●                  | ●              | ●                  |
| <b>Seat trim covers in Palladium 'Robusta' cloth.</b><br>Dashboard upper in Titanium Black, dashboard lower in Palladium, floor covering in Titanium Black.          | NOR/GN  | £140.00        | £168.00            | £140.00        | £168.00            |
| <b>Seat trim covers in Palladium 'Leatherette Mesh'.</b><br>Dashboard upper in Titanium Black, dashboard lower in Palladium, floor covering in Titanium Black.       | N2Q/GN  | £70.00         | £84.00             | £70.00         | £84.00             |

● Standard – Not available ○ At no extra cost

Where additional equipment is required by chosen options, this will be at additional cost. See the relevant option for recommended pricing or consult your local authorised Van Centre. Some options may not be compatible with other options. To check the availability of your chosen options, please use our configurator or consult your local authorised Van Centre.

**Volkswagen Commercial Vehicles may change RRP's at any time (this includes where there are government changes in regulation and/or legislation). There may be a delay to any RRP displaying correctly on our materials. Always obtain prices from your chosen authorised Van Centre.**

# Options – chassis cab and dropside (continued)

| Seating  | PR Code | Chassis cab    |                    | Dropside       |                    |
|--|---------|----------------|--------------------|----------------|--------------------|
|  |         | Basic exc. VAT | Total RRP inc. VAT | Basic exc. VAT | Total RRP inc. VAT |
| <b>Armrest for driver's seat.</b>  | 4S3     | ●              | ●                  | ●              | ●                  |
| <b>Armrests, height adjustment and lumbar support.</b> Only in combination with single front passenger seat (3TH) at additional cost.  | ZS6     | ○              | ○                  | ○              | ○                  |
| <b>Dual passenger seat in cab.</b>   | 3TJ     | ●              | ●                  | ●              | ●                  |
| <b>Dual passenger seat in cab with integrated storage compartment.</b> Not in combination with heated driver and front passenger seats (4A3).  | 3TS     | £120.00        | £144.00            | £120.00        | £144.00            |
| <b>Heated driver and front passenger seats.</b> Only in combination with electronically controlled air conditioning system (KH6) at additional cost.   | 4A3     | £330.00        | £396.00            | £330.00        | £396.00            |
| <b>Single front passenger seat.</b> Only in combination with armrests, height adjustment and lumbar support (ZS6) at no additional cost.   | 3TH     | £175.00        | £210.00            | £175.00        | £210.00            |
| <b>Swivel seats. Driver and front passenger seat with armrests, not height-adjustable.</b>   | ZS7     | £300.00        | £360.00            | £300.00        | £360.00            |
| <b>Wheels and tyres</b>  |         |                |                    |                |                    |
| <b>16" wheel trims.</b>  | 1NC     | -              | -                  | ●              | ●                  |
| <b>16" Clayton alloy wheels.</b> 6.5J x 16. Four alloys.   | Z3E     | -              | -                  | £740.00        | £888.00            |
| <b>All-weather tyres 215/65 R16 106/104T.</b> Please contact your local authorised Van Centre for availability on specific models.   | Q31     | -              | -                  | £145.00        | £174.00            |
| <b>All-weather tyres 215/60 R17 109/107T.</b> Please contact your local authorised Van Centre for availability on specific models.   | Q33     | ●              | ●                  | -              | -                  |
| <b>Low rolling resistance tyres 205/65 R16 C107/105T.</b> Please contact your local authorised Van Centre for availability on specific models.   | Q30     | -              | -                  | ●              | ●                  |
| <b>Audio and communications</b>  |         |                |                    |                |                    |
| <b>Composition Colour DAB+ with 6.5" touch-screen.</b> USB interface, four speakers (two tweeters and two woofers), multi-function display plus, mobile phone interface, App-Connect and We Connect. | ZI4     | £385.00        | £462.00            | £385.00        | £462.00            |

● Standard - Not available ○ At no extra cost

Where additional equipment is required by chosen options, this will be at additional cost. See the relevant option for recommended pricing or consult your local authorised Van Centre. Some options may not be compatible with other options. To check the availability of your chosen options, please use our configurator or consult your local authorised Van Centre.

**Volkswagen Commercial Vehicles may change RRP's at any time (this includes where there are government changes in regulation and/or legislation). There may be a delay to any RRP displaying correctly on our materials. Always obtain prices from your chosen authorised Van Centre.**

# Options – chassis cab and dropside (continued)

|   | PR Code | Chassis cab    |                    | Dropside       |                    |
|---|---------|----------------|--------------------|----------------|--------------------|
|   |         | Basic exc. VAT | Total RRP inc. VAT | Basic exc. VAT | Total RRP inc. VAT |
| <b>Comfort and convenience</b>  |         |                |                    |                |                    |
| <b>Front fog lights with cornering function.</b>  | 8WH     | £380.00        | £456.00            | £380.00        | £456.00            |
| <b>High Beam Assist.</b> Only in combination with Lights & Vision Package (Z4A) at additional cost.   | 8G1     | £145.00        | £174.00            | £145.00        | £174.00            |
| <b>Rubber floor covering in cab.</b>  | 5AC     | ●              | ●                  | ●              | ●                  |
| <b>Tyre pressure loss indicator.</b>  | 7K1     | £65.00         | £78.00             | £65.00         | £78.00             |
| <b>Washer fluid level indicator and heated washer nozzles.</b>  | 8W4     | £55.00         | £66.00             | £55.00         | £66.00             |
| <b>Driver assistance</b>  |         |                |                    |                |                    |
| <b>Adaptive Cruise Control (ACC).</b>   | PAC     | £370.00        | £444.00            | £370.00        | £444.00            |
| <b>Cruise control including speed limiter.</b>  | 8T6     | ●              | ●                  | ●              | ●                  |
| <b>Forward collision warning.</b> Including autonomous emergency braking, without Adaptive Cruise Control (ACC).  | 6K2     | ●              | ●                  | ●              | ●                  |
| <b>Multi-function display plus and Driver Alert System.</b>   | ZEO     | £355.00        | £426.00            | £355.00        | £426.00            |
| <b>Packages</b>   |         |                |                    |                |                    |
| <b>Comfort Package.</b> Includes an additional 12V socket in the dashboard, one waste bin, additional sound deadening and noise suppression measures, grab handles on A-pillar, folding grab handles on roof and sun visors with mirrors.                                       | ZA9     | £270.00        | £324.00            | £270.00        | £324.00            |
| <b>Lights &amp; Vision Package.</b> Includes automatic headlights with separate daytime running lights, Leaving Home feature and manual Coming Home feature, break-away auto-dimming rear-view interior mirror and windscreen wiper with intermittent control with rain sensor. | Z4A     | £275.00        | £330.00            | £275.00        | £330.00            |
| <b>Smokers Package.</b>   | 9JC     | £75.00         | £90.00             | £75.00         | £90.00             |

● Standard – Not available ○ At no extra cost

Where additional equipment is required by chosen options, this will be at additional cost. See the relevant option for recommended pricing or consult your local authorised Van Centre. Some options may not be compatible with other options. To check the availability of your chosen options, please use our configurator or consult your local authorised Van Centre.

**Volkswagen Commercial Vehicles may change RRP's at any time (this includes where there are government changes in regulation and/or legislation). There may be a delay to any RRP displaying correctly on our materials. Always obtain prices from your chosen authorised Van Centre.**

# Options – chassis cab and dropside (continued)

| Body and chassis  | PR Code | Chassis cab    |                    | Dropside       |                    |
|---|---------|----------------|--------------------|----------------|--------------------|
|   |         | Basic exc. VAT | Total RRP inc. VAT | Basic exc. VAT | Total RRP inc. VAT |
| <b>Fuel tank – 80 litre volume.</b>   | 0F5     | £75.00         | £90.00             | £75.00         | £90.00             |
| <b>Low loader dropside body.</b> Compared to the standard dropside, the low loader is approx. 135mm lower. Ideal for loading heavier cargo.   | ZP2     | –              | –                  | £155.00        | £186.00            |
| <b>Mudflaps.</b>  | 6N2     | –              | –                  | £145.00        | £174.00            |
| <b>Reinforced anti-roll bars, front and rear.</b> Improves side tilt, roll stability, cross wind sensitivity and directional stability. Ideal for conversions with higher centres of gravity. | 2MF     | –              | –                  | £240.00        | £288.00            |
| <b>Retaining cables for tailgate.</b> Can be used to keep the rear dropside in a horizontal position in order to extend the loading surface. Max load 150kg.                                  | 5T1     | –              | –                  | £235.00        | £282.00            |
| <b>Shock absorbers, uprated.</b> Stiffer shock absorbers, improve handling on poor terrain e.g. gravel.   | 2ML     | –              | –                  | £235.00        | £282.00            |
| <b>Side drive under-protection.</b> Strong tubular steel frame fixed underneath the dropside to reduce the risk of another road user slipping under the vehicle.                              | 0S4     | –              | –                  | £155.00        | £186.00            |
| <b>Suspension/shock absorption for heavy-duty version.</b> Dropside only.   | 1BB     | £145.00        | £174.00            | £145.00        | £174.00            |
| <b>Tow bar preparation (including trailer stabilisation).</b>   | 1D7     | £235.00        | £282.00            | £235.00        | £282.00            |
| <b>Towbar – fixed.</b>  | 1D1     | £550.00        | £660.00            | £550.00        | £660.00            |
| <b>Two additional lashing rings for load restraint system.</b>  | 6B4     | –              | –                  | £35.00         | £42.00             |
| <b>Without model designation badge with badge for engine designation.</b>   | ONA     | ○              | ○                  | ○              | ○                  |
| <b>Safety and security</b>  |         |                |                    |                |                    |
| <b>Airbags – driver’s and front passenger’s side and curtain.</b>   | 4X3     | £460.00        | £552.00            | £460.00        | £552.00            |
| <b>Anti-theft alarm system – with interior monitoring, back-up horn and tow-away protection.</b>  | 7AQ     | £290.00        | £348.00            | £290.00        | £348.00            |
| <b>First aid kit with warning triangle and safety vest.</b>   | 1T9     | £55.00         | £66.00             | £55.00         | £66.00             |
| <b>Two remote control folding keys.</b>   | 8QJ     | ●              | ●                  | ●              | ●                  |

● Standard – Not available ○ At no extra cost

Where additional equipment is required by chosen options, this will be at additional cost. See the relevant option for recommended pricing or consult your local authorised Van Centre. Some options may not be compatible with other options. To check the availability of your chosen options, please use our configurator or consult your local authorised Van Centre.

**Volkswagen Commercial Vehicles may change RRP’s at any time (this includes where there are government changes in regulation and/or legislation). There may be a delay to any RRP displaying correctly on our materials. Always obtain prices from your chosen authorised Van Centre.**



# Options – chassis cab and dropside (continued)

| Windows  | PR Code | Chassis cab    |                    | Dropside       |                    |
|--|---------|----------------|--------------------|----------------|--------------------|
|  |         | Basic exc. VAT | Total RRP inc. VAT | Basic exc. VAT | Total RRP inc. VAT |
| <b>Heated rear window.</b>   | 4HH     | £30.00         | £36.00             | £30.00         | £36.00             |
| <b>Laminated windshield, heated.</b> Only in combination with Lights & Vision Package (Z4A) at an additional cost.   | 4GX     | £440.00        | £528.00            | £440.00        | £528.00            |
| <b>Converter options</b>   |         |                |                    |                |                    |
| <b>Additional 12V socket in dashboard.</b>   | EU1     | £55.00         | £66.00             | £55.00         | £66.00             |
| <b>Basic CFCU with terminal block.</b>   | IS2     | £440.00        | £528.00            | £440.00        | £528.00            |
| <b>CFCU Preparation.</b>   | IP4     | £115.00        | £138.00            | £115.00        | £138.00            |
| <b>Console on dashboard with 1 DIN slot and positions for additional switches.</b> In lieu of standard tray.   | 5FD     | £70.00         | £84.00             | £70.00         | £84.00             |
| <b>DPF regeneration switch.</b> Only in combination with basic CFCU with terminal block (IS2) at an additional cost.   | 9HC     | £480.00        | £576.00            | £480.00        | £576.00            |
| <b>Second battery (68 Ah, AGM) with cut-off relay.</b>   | 8FB     | £260.00        | £312.00            | £260.00        | £312.00            |
| <b>Second battery (68 Ah, AGM) with cut-off relay and battery monitoring.</b> Only in combination with basic CFCU with terminal block (IS2) at additional cost.                                      | 8FL     | £300.00        | £360.00            | £300.00        | £360.00            |
| <b>Up-rated starter battery (92 Ah, AGM) and increased alternator capacity.</b> Only in combination with electronically controlled air conditioning system KH6 at additional cost.                   | NY4     | £230.00        | £276.00            | £230.00        | £276.00            |
| <b>Heating and ventilation</b>   |         |                |                    |                |                    |
| <b>Electronically controlled air conditioning system.</b>  | KH6     | £1,245.00      | £1,494.00          | £1,245.00      | £1,494.00          |
| <b>Programmable parking heater (air) with radio remote control, auxiliary heater (coolant) and second battery.</b> Only in combination with basic CFCU with terminal block (IS2) at additional cost. | PW5     | £2,790.00      | £3,348.00          | £2,790.00      | £3,348.00          |

● Standard – Not available ○ At no extra cost

Where additional equipment is required by chosen options, this will be at additional cost. See the relevant option for recommended pricing or consult your local authorised Van Centre. Some options may not be compatible with other options. To check the availability of your chosen options, please use our configurator or consult your local authorised Van Centre.

**Volkswagen Commercial Vehicles may change RRP's at any time (this includes where there are government changes in regulation and/or legislation). There may be a delay to any RRP displaying correctly on our materials. Always obtain prices from your chosen authorised Van Centre.**

# Finance made simple

## As dedicated to finance as we are to your new Transporter 6.1


Learn more about our range of finance products to find a finance package that suits your budget. Alternatively, 'Click on' the Offers & Finance button above to find out more about our latest offers to help your business thrive.

**Cost of your vehicle**

**Deposit**  
As little as one monthly repayment

**Monthly repayments**  
Spread across 18 to 49 months

**Optional final payment**  
You have three choices at the end of your agreement



Own  
Hire


### Solutions Personal Contract Plan

Not sure if you want to own or hire? Make the decision later. Pay monthly payments for the length of your agreement. At the end you can decide to keep (once all payments have been made), upgrade or return the vehicle.

**Cost of your vehicle**

**Deposit**  
As little as one monthly repayment

**Repayments**  
Spread across 12 to 60 months



Own

### Hire Purchase


Make all the regular monthly payments. At the end the vehicles is yours.

**Cost of your vehicle**

**Deposit**  
As little as one monthly repayment

**Rental repayments**  
Spread across 12 to 48 months

**Final 'balloon' repayment**



Own


### Lease Purchase

Make lower monthly payments by deferring an amount until the end. Once paid the vehicle is yours.

**Cost of your vehicle**

**Initial rental**  
As little as one rental repayment

**Rental repayments**  
Spread across 12 to 60 months



Hire


### Contract Hire

Pay fixed monthly rentals to hire the vehicle. Look after it so at the end you can return it hassle free.

**Cost of your vehicle**

**Initial rental**  
As little as one rental repayment in advance

**Rental repayments**  
Spread across 12 to 60 months



Hire

### Finance Lease (full pay out)


Pay monthly rentals to hire the vehicle. At the end you have two options. Sell the vehicle and receive a percentage of the sale proceeds. Or retain the use of your vehicle by paying a reduced annual rental.

**Cost of your vehicle**

**Initial rental**  
As little as one rental repayment in advance

**Rental repayments**  
Spread across 12 to 48 months

**Final 'balloon' repayment**  
You have two options at the end of your agreement



Hire

### Finance Lease (balloon repayment)

Pay monthly rentals to hire the vehicle. At the end you have two options. Sell the vehicle to settle the outstanding amount and receive any excess sale proceeds. Or pay the 'balloon' payment and retain the use of your vehicle by paying a reduced annual rental.

Finance subject to status. Available to 18s and over in the UK only. Terms and Conditions apply. Volkswagen Commercial Vehicle Financial Services.

# Finance, insurance, servicing and warranties

## Finance and insurance.<sup>1</sup>

When it comes to paying for your van, we've got options including Contract Hire and Finance Lease, or Hire Purchase. We can also offer you competitive insurance with lots of features and benefits as standard.

## A choice of packages.<sup>2</sup>

Whether you prefer to lease your vehicles, with none of the concerns of ownership and the freedom to change models easily, or purchase outright to own the vehicle that's perfect for your business, we're here to help you consider your options.

You can go flexible, by choosing a payment plan that suits your finances, with options to reduce your monthly costs and your repayment period. Or choose a fixed monthly price that allows you to budget confidently for the longer term.

You can even include your road tax and servicing costs to arrive at one simple, all-inclusive payment. For more information, pick up a finance brochure, or ask at your Van Centre.

## Volkswagen Commercial Vehicle Van Insurance.<sup>3</sup>

### Complimentary Drive Away Insurance

Every new and used Volkswagen Commercial Vehicle comes with five days' complimentary Drive Away Insurance, so you can enjoy your new vehicle from day one. We will also provide you with a quote, giving you the option to purchase annual cover, so you can enjoy the same peace-of-mind for a further twelve months. Please speak to your local Volkswagen Van Centre for further details.

*Subject to eligibility. Five days' Drive Away Insurance cannot be used in conjunction with any other insurance offer.*

### Annual Insurance

Comprehensive van insurance, designed specifically for Volkswagen Commercial Vehicles, to offer you maximum convenience with minimum hassle – just as you'd expect.

If you take out a new Volkswagen Commercial Vehicle Van Insurance policy you will receive the following benefits at no additional cost:

- All repairs are carried out by Volkswagen Commercial Vehicles' Trained Technicians in Volkswagen Commercial Vehicles' Authorised Repairers
- Genuine parts and accessories (excludes windscreen claims)
- Courtesy van while yours is being repaired
- Cover for the full cost of repairs to chips or other small damage to your windscreen
- Up to 90 days' foreign travel cover, when using your van abroad
- Up to £250 cover for personal belongings that are lost or damaged following an accident, fire or theft

For more information or to get a quote, call us on: **0345 877 6355**

We're available Monday to Friday 9am-6pm.

Alternatively, visit: [www.insurewithwvcv.co.uk](http://www.insurewithwvcv.co.uk)

## Volkswagen Commercial Vehicle GAP Insurance.<sup>4</sup>

If your Volkswagen Commercial Vehicle is written off, your motor insurer will usually settle your claim based on the current market value of your vehicle. This could be substantially less than the original value of your vehicle.

Volkswagen Commercial Vehicle GAP (also known as 'Guaranteed Asset Protection') Insurance helps to bridge the payment gap to get you back in a new Volkswagen Commercial Vehicle. Whether you purchase, finance, lease or hire your vehicle, Volkswagen Commercial Vehicle GAP Insurance is available and can be arranged up to 60 days after you have collected your new or used vehicle.

For more information about Volkswagen Commercial Vehicle GAP Insurance, visit: [www.insurewithwvcv.co.uk/gap-insurance](http://www.insurewithwvcv.co.uk/gap-insurance)

## Servicing and support.

We're here to keep your business moving, with our range of three award-winning<sup>5</sup> servicing and maintenance options, as well as free Roadside Assistance. Some exclusions apply. For more detail, please visit: [www.volkswagen-vans.co.uk/aftersales](http://www.volkswagen-vans.co.uk/aftersales)

### Fixed cost maintenance.

This option is available for vehicles that are less than twelve months old and have covered less than 10,000 miles. It makes budgeting easier by splitting the cost of servicing into fixed monthly payments – whether you want Service only; Service and Maintenance; or Service, Maintenance and Tyres.

### Fixed price servicing.<sup>6</sup>

If you can pay for more than one service upfront, we'll help by reducing your costs. Buy two upfront and you'll receive one interim and one full service at a discounted rate. Buy four and you'll receive two interim and two full services, with your next MOT also included. You can also spread the cost with monthly payments, helping you budget<sup>7</sup>.

### Pay on demand.

If you're looking for freedom and flexibility with your servicing, it's good to know we're ready when you are. So with our third option, you can choose to pay for your services as and when you need them, with our National Service Pricing. Ask your Van Centre for an up-to-date pricing guide.

### Roadside Assistance.

We understand the need to keep you mobile. That's why all new vans come with three-year, unlimited mileage roadside cover. Should the unexpected happen, one call gets you straight through to a team trained to help you through any breakdown or accident. Supporting you every day will be a team of vehicle technicians, fully-trained by Volkswagen and carrying the latest diagnostic equipment, specialist tools and parts.

### Assistance benefits include:

- Assistance at home, by the roadside or place of work.
- Recovery to your preferred location.
- Onward travel, for you and your cargo.
- Cover 24 hours a day, 365 days a year.
- Free cover for three years (on new vehicles).
- Unlimited mileage.
- European cover.
- Option to extend cover beyond three years.

### Warranties.

You can count on us long after you purchase your Transporter, thanks to its comprehensive three-year, 100,000 mile warranty. You choose Volkswagen because your business depends on it, year in, year out. While your Transporter is under warranty, we'll fix any defect in manufacture or workmanship free of charge, even if you purchase and service the vehicle at different Van Centres. Some exclusions apply and the vehicle must be cared for using the guidance in your owner's manual.

For more detail, please visit: [www.volkswagen-vans.co.uk/aftersales](http://www.volkswagen-vans.co.uk/aftersales).

## Extended warranty.

You can also extend your warranty beyond the three-year, 100,000 mile period, choosing either Comprehensive or Major Component cover, as a one-off or monthly payment.

For more detail of cover levels, along with terms and conditions, please visit: [www.volkswagencvwarranty.co.uk](http://www.volkswagencvwarranty.co.uk) where you'll also be able to obtain a quote and purchase an extended warranty.

### Paint and body warranty.

Your Transporter's exterior paintwork is covered against manufacturing defects for a period of three years, while its body sections and panels are covered against rusting through from the inside for twelve years. Some exclusions apply and the vehicle must be cared for using the guidance in your owner's manual.

### The Van Centre network.

Our **dedicated Van Centre network** is at the core of everything we do and is always there to help. As a separate brand within the Volkswagen Group, it makes sense to make use of your nearest Van Centre – it's full of experts who understand your vehicle better than anyone else and can help you to get the most out of it.

Over **65 Van Centres** and **30 Authorised Repairers**, means you're only around 45 minutes on average from our door.

1 Volkswagen Commercial Vehicles Insurance and Volkswagen Commercial Vehicle Financial Services are trading names of Volkswagen Financial Services (UK) Limited, Brunswick Court, Yeomans Drive, Blakelands, Milton Keynes MK14 5LR, which is authorised and regulated by the Financial Conduct Authority (FCA). Registered in England and Wales number: 2835230. Volkswagen Financial Services (UK) Limited financial services register number is 311988.

2 An offer of finance depends on certain conditions. Finance subject to status. Available to 18s and over. Terms and conditions apply. Volkswagen Commercial Vehicle Financial Services.

3 Volkswagen Commercial Vehicle Insurance is arranged by U K Insurance Business Solutions Limited and is underwritten by U K Insurance Limited. Calls may be recorded. Volkswagen Commercial Vehicle Financial Services is a trading name of Volkswagen Financial Services (UK) Limited ('VWFS UK'). Registered office: Brunswick Court, Yeomans Drive, Blakelands, Milton Keynes MK14 5LR. Volkswagen Insurance Service (Great Britain) Limited is an appointed representative of VWFS UK. VWFS UK is authorised and regulated by the Financial Conduct Authority. VWFS UK and U K Insurance Limited are not part of the same corporate group.

4 Volkswagen Commercial Vehicle GAP Insurance is administered by Abraxas Insurance Administration Services and underwritten by MAPFRE Asistencia Compañia Internacional de Seguros y Reaseguros, S.A. ('MAPFRE'). VWFS UK is not part of the same corporate group as MAPFRE and Abraxas Insurance Administration Services Limited.

5 Business Vans Awards 2014 and 2015: Best Service Package for Van Owners.

6 Class 4 MOT only. This option is available to all new and used vehicles up to seven years old with no mileage restrictions.

7 Pay monthly option eligible on vehicles with under 200,000 miles at point of activation.

|                  |        |                    |                 |   |  |            |         |                    |               |                    |        |                             |                       |            |                 |  |             |
|------------------|--------|--------------------|-----------------|---|--|------------|---------|--------------------|---------------|--------------------|--------|-----------------------------|-----------------------|------------|-----------------|--|-------------|
| Working with you | Design | Assistance systems | Choose your van | Transporter 6.1 panel van and kombi van | Transporter 6.1 chassis cab and dropside | Customised | 4MOTION | Optional equipment | Business Pack | Paint & upholstery | Wheels | Infotainment & connectivity | Technical information | Price list | Finance options | <b>Finance, servicing &amp; warranties</b> | Accessories |
|------------------|--------|--------------------|-----------------|---|--|------------|---------|--------------------|---------------|--------------------|--------|-----------------------------|-----------------------|------------|-----------------|--|-------------|

# Accessories

100% safety and security.  
100% Volkswagen.



Add extra style, protection and practicality to your van, while still keeping it 100% Volkswagen.

Accessories allow you to go beyond options and truly customise your van. You might want extra capacity with roof attachments or a tow bar, add cab technology or even convert a work van into a weekend leisure vehicle.

**Keep it 100% Volkswagen.**

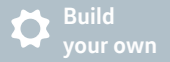
There are big advantages to purchasing approved accessories from us. They have all been designed with your Volkswagen in mind, so they're a perfect match for fit and style. They're built to be rugged, reliable and long-lasting.

Most accessories include a two-year warranty, but the great news is that if you order and fit them when you purchase a new van, we may be able to extend that to three years to match your vehicle's warranty. Ask your Van Centre for more detail.

## Want to discover more?

Pop into your nearest Van Centre or call **0800 717 131.**

Illustration includes options at extra charge. Please contact your local Volkswagen Commercial Vehicles Van Centre for details of the standard equipment and optional extras available.



Build  
your own



Find a  
Van Centre



Test drive



Offers &  
Finance



Conversions



# The Transporter 6.1

This brochure supersedes all previous publications.

Issue: 1 September 2022

[www.volkswagen-vans.co.uk](http://www.volkswagen-vans.co.uk)

Please note: Screen technology does not allow exact reproduction of the paint and upholstery colours. Some of the vehicles shown are European specification and may be fitted with optional equipment or accessories that are available at extra cost, or do not reflect current specification. All data and specifications are in accordance with information available at the time of publication and are subject to change without notice. Vehicles not currently in UK stock and customer order vehicles may take a number of weeks for delivery. Certain combinations of vehicle specifications and factory-fitted options are not compatible and therefore all orders received are subject to confirmation. Models, factory fitted-options and paint and upholstery options are subject to availability. Please check details and availability with an authorised Volkswagen Van Centre at the time of ordering.